TRIUNFO
WATER & SANITATION DISTRICT

Board of Directors
Jane Nye, Chair
Janna Orkney, Vice Chair
Leon Shapiro, Director
Raymond Tjulander, Director
James Wall, Director

Providing Outstanding Service Since 1963

NOTICE OF REGULAR MEETING

NOTICE IS HEREBY GIVEN that the Triunfo Water & Sanitation District Board of Directors will hold a Regular Meeting on **Monday, May 22, 2023, at 5:15 p.m. Triunfo Water & Sanitation District Office, Board Room, located at 370 N. Westlake Blvd., Suite 100, Westlake Village, California**.

This meeting will be held in person and available by teleconference via Zoom or by telephone. All attendees are muted by default. To join via computer, click the following link:
https://zoom.us/j/95735216590?pwd=WVl0U3BwTkRPMUZoS1o0eUtqUzRMQT09

If you do not have a computer or if you do not have speakers or a microphone on your computer, you can dial in for audio. Call (669) 900-6833 or (346) 248-7799 and enter ID: 957 3521 6590.

If you would like to speak via teleconference during the public comment portion of the meeting:

ONLINE: Press "Raise Hand" to indicate you wish to speak.

PHONE: Press *9 to "Raise Hand" *6 to send a request to be unmuted to submit verbal comments.

Public comment on any agenda item will be accepted by mail to Clerk of the Board, 370 N. Westlake Blvd., Suite 100, Westlake Village, CA 91362 or email to Clerk of the Board at FidelaGarcia@TriunfoWSD.com. To ensure public comments are received and distributed to the members of the Triunfo Water & Sanitation District Board of Directors prior to consideration of the agenda, please submit no later than the day before the meeting and state in the subject line (1) "Public Comment" and (2) the agenda item number that corresponds. All public comments received will be made a part of the official record of the meeting.

The business to be transacted is as follows:

AMENDED AGENDA
Action Item 14 added

The Board agenda is posted at least 72 hours preceding the Board Regular meeting and contains all items on which Board action will be allowed under Government Code Section 54954.2. Action will be taken on unanticipated items only when an emergency (as defined in Government Code Section 54956.5) exists or as otherwise allowed under Government Code Section 54954.2(b). In compliance with the Americans with Disabilities Act, if you need special accommodation/assistance to participate in a District event, please call the California Relay Service TDD line at (800) 735-2929 or the Clerk of the Board at (805) 658-4602 at least 48 hours prior. Notification before the meeting will enable the District to make reasonable arrangements to ensure accessibility to participate. Copies of individual reports may be requested from the Clerk of the Board or viewed on the District's website, www.triunfowsd.com.

1. Call to Order, Roll Call
2. Pledge of Allegiance
3. Agenda Review (General Manager/Board of Directors)

   Consider and approve, by majority vote, minor revisions to the Board agenda items or related attachments and any item added to, removed from, or continued from the Board agenda.

4. Public Comment (Items not on the agenda, five-minute limit)

   In accordance with Government Code Section 54953(a), this is an opportunity for members of the public to briefly address the Board on items NOT on the agenda. Persons wishing to comment on agenda items should complete a speaker card and submit it (preferably before the meeting) to the Clerk. The Chairman will then recognize them at the appropriate time. Once recognized, persons should step to the podium, clearly state their name and address for the record, and address the item being considered in as brief, clear, and concise a manner as possible. Attendees participating by phone may dial *9 or if by Zoom may use the 'raise hand' function to be recognized.

PRESENTATION ITEM (Item 5 only)

5. Community Outreach Update (Page 7)

CONSENT ITEMS (Items 6 and 7)

Matters listed under Consent Items are considered routine, non-controversial, and are normally approved by one motion. If discussion is requested by any member of the Board on any Consent Item, or if a member of the public wishes to comment on an item, that item may be removed from Consent Agenda for separate action.

6. Approve the minutes of the Board of Directors regular meeting of April 24, 2023 (Page 11)

7. Adoption of the Fiscal Year 2023-2024 Budget (Page 17)

   It is recommended that the Board approve and adopt Resolution No. 2023-005 adopting the Fiscal Year 2023-24 Budget.

ACTION ITEMS (Items 8 through 14)

8. Purchase of a New Sewer Cleaning Truck (Page 137)

   It is recommended the Board:

   A. Authorize staff to proceed with the purchase of a Vactor 2110 Plus Jet Rodder including accessories through Haaker Equipment Company for an amount not-to-exceed $650,000; or

   B. Provide staff with alternative direction.

9. ACWA Region 8 Board Call for Candidates (Page 139)

   It is recommended the Board:

   A. Consider the call for nomination to the ACWA Region 8 Board; and

   B. Approve and adopt Resolution No. TWSD 2023-004 supporting a nomination; or

   C. Provide staff with alternative direction.

10. Sewer Service Charges for Collection on Tax Roll for Fiscal Year 2023-24 (Page 153)

    It is recommended the Board:

    A. Accept the reports listing parcels to be placed on the tax rolls for collection in FY 2023-24 (Exhibits A & B); and

    B. Set 5:15 p.m. on June 26, 2023, at the District Board Room, 370 N. Westlake Blvd, Suite 100, Westlake Village, CA 91362, as the time and place for a public hearing to be held on said reports; and

    C. Direct staff to notify by mail each person to whom any parcel listed on Exhibit B is assessed: 1) the District's proposal to have service charges for FY 2023-24 collected on the tax rolls; 2) the time and place of the public hearing for the proposed assessment report; and

D. Direct staff to publish on June 12 and June 19, 2023, notices in the Ventura County Star, a newspaper of general circulation published and circulated in the District, noticing a June 26, 2023, public hearing.

11. Revisions to Ordinance No. TWSD-250 Prescribing Fees and Charges for Sewer Service (Page 157)

It is recommended the Board:

A. Conduct the first reading, by title only, of proposed Ordinance No. TWSD-250; and

B. Schedule a public hearing and Board action on June 26, 2023 to conduct the second reading, by title only, and consider adoption of Ordinance No. TWSD-250 (adopted 6/26/23); and

C. Direct staff to publish on June 19, 2023, a notice in the Ventura County Star, a newspaper of general circulation published and circulated in the District, providing a summary of this Ordinance and noticing a June 26, 2023, public hearing to consider adoption of said Ordinance; or

D. Provide staff with direction.

"ORDINANCE NO. TWSD-250 (Adopted 6/26/23) PRESCRIBING FEES AND CHARGES FOR SEWER SERVICE OWNED AND OPERATED BY TRIUNFO WATER & SANITATION DISTRICT"

12. Revision to Ordinance No. TWSD-350 Prescribing Fees and Charges for Potable Water (Page 175)

It is recommended the Board:

A. Conduct the first reading, by title only, of proposed Ordinance No. TWSD-350; and

B. Schedule a public hearing and Board action on June 26, 2023 to conduct the second reading, by title only, and consider adoption of Ordinance No. TWSD-350 (adopted 6/26/23); and

C. Direct staff to publish on June 19, 2023, a notice in the Ventura County Star, a newspaper of general circulation published and circulated in the District, providing a summary of this Ordinance and noticing a June 26, 2023, public hearing to consider adoption of said Ordinance; or

D. Provide staff with direction.

"ORDINANCE NO. TWSD-350 (Adopted 6/26/23) PRESCRIBING FEES AND CHARGES FOR POTABLE WATER PROVIDED BY TRIUNFO WATER & SANITATION DISTRICT"

13. Contract with Insituform Technologies, LLC, for the 2023 Bell Canyon Sewer Mainline Rehabilitation Project, TWSD Contract No T23-004 (Page 193)

It is recommended the Board authorize the Chair to sign TWSD Contract No. T23-004 for Insituform Technologies, LLC, for the 2023 Bell Canyon Mainline Sewer Rehabilitation Project in the amount of $89,136 with the terms indicated in the Contract.

14. **Property Insurance Coverage (Page 201)*

It is recommended the Board:

1. *Ratify staff decision to move forward with securing the District's property insurance with JPRIMA; and*

2. *Approve the Director of Finance to increase the FY2022-2023 Adopted Budget in the amount of $200,000.*

INFORMATION ITEMS (Items 15 through 22)

It is recommended the Board receive and file the following items:

15. Disbursements Report (Page 203)
16. Investment Report (Page 215)
17. Revenue & Expense Report (Page 219)
18. Water Service Update (Page 225)
19. Searle Creative Activities & Marketing Analytics Reports (Page 227)
20. Water Supply Conditions Report (Page 233)
21. Future Meetings, Seminars and Conferences
    - May 24, 8:00 a.m. – AWA/CCWUC "VenturaWaterPure" (Virtual)
    - June 5, 5:00 p.m. – JPA Meeting
    - June 6, 5:30 p.m. – VCSDA Meeting
    - June 15, 8:00 a.m. – WaterWise Program (Hybrid)
    - June 20, 8:00 a.m. – Water Issues Committee (Hybrid)
    - June 26, 5:15 p.m. – TWSD Board Meeting
    - July 3, 5:00 p.m. – JPA Meeting
    - July 13, 9:00 a.m. - ACWA Region 8 Program & Tour at West Basin Municipal Water District (El Segundo)
    - July 18, 8:00 a.m. – Water Issues Committee (Hybrid)
    - July 20, 8:00 a.m. – WaterWise Program (Hybrid)
    - July 24, 5:15 p.m. – TWSD Board Meeting
    - Upcoming Conferences
        - o August 9 to August 11 – CASA Annual Conference (San Diego)
        - o August 28 to August 31 – CSDA Annual Conference (Monterey)
        - o November 5 to November 7 – WateReuse California Annual Conference (Indian Wells)

- o November 28 to November 30 - ACWA Fall Conference (Indian Wells)

ORAL REPORTS (Items 22 through 25)

22. Standing & Ad Hoc Committee Reports

    A. Finance Committee
    B. Public Outreach / Communications Committee
    C. New Office Grand Opening Committee (Ad Hoc)

23. Board Member Comments

    This is an opportunity for Board members to briefly comment on matters they deem appropriate to the business of TWSD. A Board member may ask a question of staff for clarification, make a brief announcement, or make a brief report on his or her activities related to the TWSD. A Board member may also provide a reference to staff or other resources for factual information, or request staff to report back to the Board at a subsequent meeting concerning a matter related to TWSD business. The Board may also direct staff to place a matter of business on a future TWSD Board agenda.

24. Reports on Outside Meetings/Conferences

25. General Manager, Legal Counsel Comments

NEW BUSINESS (Item 26 only)

26. Future Agenda Items

ADJOURNMENT - Adjourn to Regular Meeting to be held on Monday, June 26, 2023, at 5:15 p.m. at **Triunfo Water & Sanitation District Office located at 370 N. Westlake Blvd., Suite 100, Westlake Village, CA.**

OUTREACH – MAY 2023

SOCIAL MEDIA UPDATE

FACEBOOK

104 likes 125 followers

INCREASED ENGAGEMENT

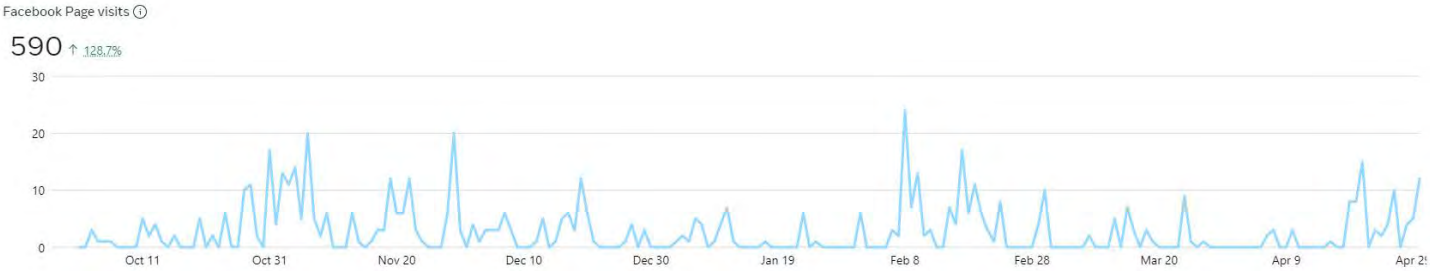

Content:

- Pure Water Project
- "Business" posts – holiday closures, board meetings
- Tips and tricks (FOG, winter watering, sprinkler timer, client portal)
- News (board elections, water restrictions eased
- 60th anniversary history (starting Jan. 2023)
- Promotion (join our e-news list)
- Special days/weeks (Drinking Water Week, Water Professionals Day, World Water Day

Boosts:

- Some posts are "boosted" to Oak Park, CA
- Campaign being developed to boost number of followers – outreach to entire District service area

Notes:

- Tagging is effective for all platforms
- Hashtags have some effectiveness
- Coordinated efforts for JPA with LV

TWITTER

592 Following 149 Followers **Up from 369 following, 122 followers in October 2022]**

Sample posts from Mar 2023:

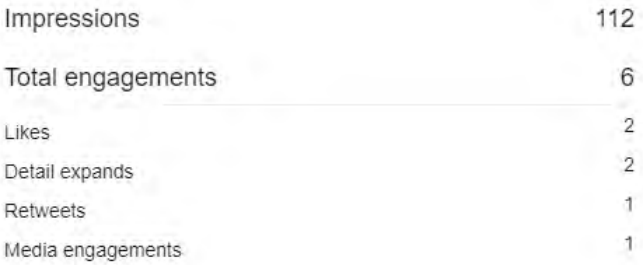

LINKEDIN

129 followers – up from 62 followers in Oct 2022

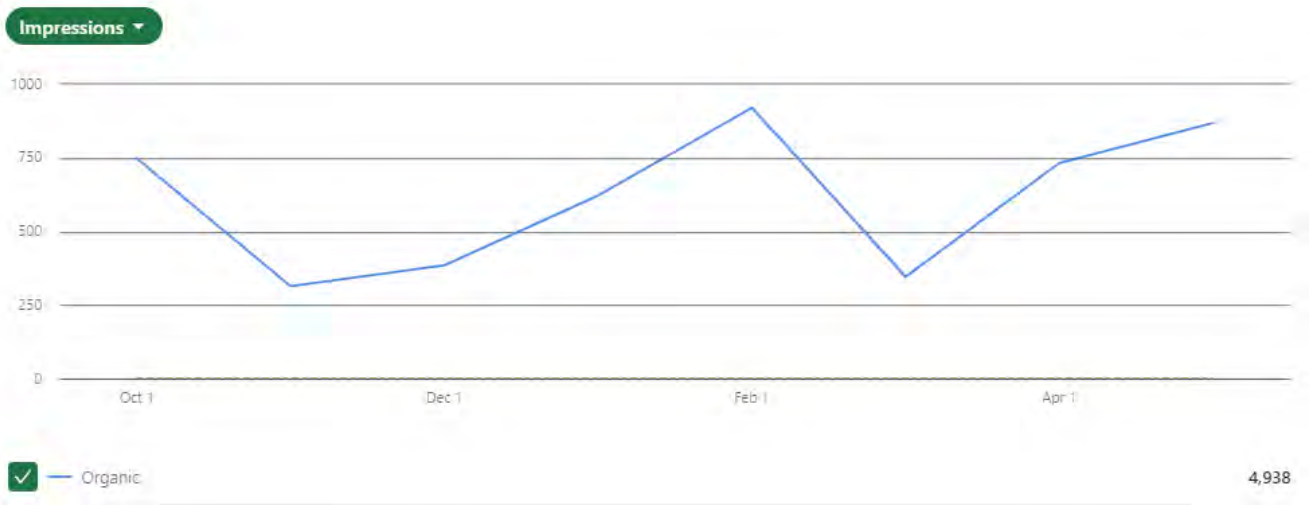

NEXTDOOR

Triunfo Water & Sanitation District
18,344 members Invite
10,074 claimed households
36 neighborhoods

Sample post:

At its April 24, 2023 meeting, the Triunfo Water & Sanitation District board of directors voted to rescind the Stage 1 Water Shortage condition, which has been in place since
See more...

Education - Triunfo Water & Sanitation District
triunfowsd.com

Posted to Subscribers of Triunfo Water & Sanitation District
1 · 438 Impressions Like Comment Share

E-NEWS

1,636 subscribers (majority are water customers)

Water Enews - April 2023

Switch report

Overview | Activity | Click Performance | Content Optimizer | Social | E-commerce | Inbox | Analytics360

1,654 Recipients

Audience: Water News

Subject: April Water News

Delivered: Wed, Apr 26, 2023 11:00 am

View email · Download · Print · Share

1,080	151	20	7
Opened	Clicked	Bounced	Unsubscribed

Top links clicked

https://www.triunfowsd.com/water-supply/	91
https://www.triunfowsd.com/conservation-and-education/#usage	89
https://www.ourpureh2o.com/learn-more/demonstration-facility/sustainabilitygard...	21
https://www.triunfowsd.com/student-art-calendar-contest/	10
https://www.triunfowsd.com/	5



How your email campaign compares

Open Rate | Click Rate | Unsubscribes

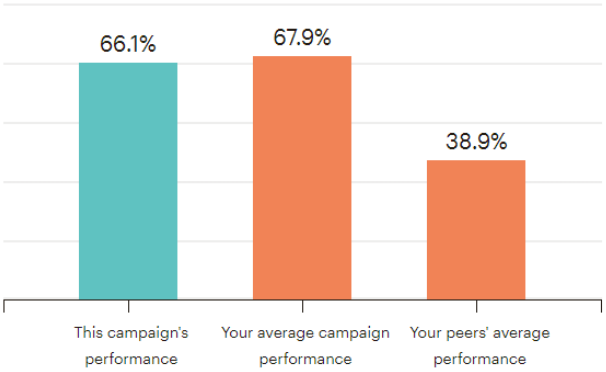

TRIUNFO WATER & SANITATION DISTRICT
Minutes of April 24, 2023, Board of Directors Regular Meeting
(In-person and virtual via Zoom)

1. Call to Order, Roll Call

   Chair Jane Nye called the meeting to order at 5:15 p.m. in the Board Room at District headquarters at 370 North Westlake Blvd., Suite 100, Westlake Village, California. Director Leon Shapiro, Director Raymond Tjulander, Vice Chair Janna Orkney, and Chair Jane Nye were present. Director James Wall was absent.

   Staff present: General Manager Mark Norris, Legal Counsel Dennis McNulty, Director of Finance Vickie Dragan, Clerk of the Board Fidela Garcia, Engineering Program Manager Tim Doyle, Operations Manager Dave Rydman, Administrative Program Manager Michael Castro, and Public Information Officer Becky Haycox were present.

2. Pledge of Allegiance: Led by Director Tjulander.

3. Agenda Review

   Director Shapiro moved to approve the Agenda as presented. Motion seconded by Director Tjulander. Motion carried unanimously with Director Wall absent.

4. Public Comment: None.

PRESENTATION ITEMS (Items 5 through 8)

5. Interconnection Project Update - Dan Drugan, Manager of Resources, Calleguas Municipal Water District

   Calleguas Municipal Water District Resources Manager Dan Drugan made the presentation which included a PowerPoint and YouTube Video.

   No public comment was heard.

   The report was received and filed.

6. Community Outreach Update

   Public Information Officer Becky Haycox presented an update on the 2024 Metropolitan Student Art Calendar contest, Water Smart classes, outreach for the wastewater customer discount program, and other communications used to reach the community on District events. She handed out an updated flyer for the Water Smart Classes and Student Art Calendar contest.

A discussion was heard on what role, if any, the Board should take in the selection process for future Water Smart Classes.

Public comment by virtual attendance was heard from Steven Kozel on the Student Art Calendar contest.

The report was received and filed.

7. Results of TWSD's Supervisory Control and Data Acquisition (SCADA) Vulnerability Assessment

Operations Manager Dave Rydman presented an update.

No public comment was heard.

The report was received and filed.

8. Results of the Water Loss Audit for Fiscal Year 2022

Operations Manager Dave Rydman presented an update.

No public comment was heard.

The report was received and filed.

CONSENT ITEM (Item 9 only)

9. Approve the minutes of the Board of Directors regular meeting of March 27, 2023

Director Shapiro moved to approve consent item 9. Motion seconded by Director Tjulander. Motion carried with Vice Chair Orkney abstaining and Director Wall absent.

ACTION ITEMS (Items 10 through 12)

10. Contract with AV System Contractor (TBD) for Design and Installation of the District Office AV System

It is recommended the Board:

A. Authorize the Chair to sign TWSD Contract No. T23-005 with TBD Contractor to provide Audio Vision System design and installation for the District Boardroom and offices in Westlake Village for an amount not to exceed staff's recommendation and with a term to be determined; and

B. Approve the Director of Finance to increase the FY2022-2023 Adopted Budget to fund the contract; or

C. Provide staff with alternative direction.

Staff provided a handout updating the selection process and award recommendations.

General Manager Mark Norris presented the report.

No public comment was heard.

Vice Chair Orkney moved to authorize the Chair to sign the TWSD Contract No. T23-005 with Western Audio Visual & Security for an amount not to exceed $189,889.54 with a term ending December 31, 2024. Motion seconded by Director Shapiro. Motion carried unanimously with Director Wall absent.

11. Rescinding Stage 1 Water Shortage Conditions

It is recommended the Board:

A. Rescind the Stage 1 Water Shortage Condition within Triunfo Water & Sanitation District's service area, or

B. Provide staff with alternative direction.

General Manager Mark Norris presented the report.

No public comment was heard.

Director Shapiro moved to rescind the Stage 1 Water Shortage Conditions that were previously entered into on August 23, 2021. Motion seconded by Vice Chair Orkney. Motion carried unanimously with Director Wall absent.

12. Consider Policy on How a Board Member May Request an Item to be Placed on an Agenda

It is recommended the Board discuss and direct staff as appropriate.

General Manager Mark Norris presented the report. He noted up to this point in time, the historic way in which a Board member would request an item on an agenda was to make a request at a Board meeting. If no Board member took exception, staff would take that request as direction to place that item on the following Board meeting agenda. A discussion ensued on whether the Board desired to make any changes to the current process of requesting an item on a subsequent agenda.

No public comment was heard.

It was the consensus of the Board that no changes should be made to the current manner in which a Director requests an item added to a subsequent agenda.

INFORMATION ITEMS (Items 13 through 21)

It is recommended the Board receive and file the following items:

13. Social Security Coverage Approval
14. Disbursements Report
15. Investment Report
16. Revenue & Expense Report
17. Water Service Update
18. Searle Creative Activities & Marketing Analytics Reports
19. Water Supply Conditions Report
20. Conservation Customer Rebate Program
21. Future Meetings, Seminars and Conferences
    - May 1, 5:00 p.m. – JPA Meeting
    - May 16, 8:00 a.m. – Water Issues Committee (Hybrid)
    - May 18, 8:00 a.m. – WaterWise Program (Hybrid)
    - May 22, 5:15 p.m. – TWSD Board Meeting
    - June 5, 5:00 p.m. – JPA Meeting
    - June 15, 8:00 a.m. – WaterWise Program (Hybrid)
    - June 20, 8:00 a.m. – Water Issues Committee (Hybrid)
    - June 26, 5:15 p.m. – TWSD Board Meeting
    - Upcoming Conferences
        - o May 9 to May 11 – ACWA Spring Conference (Monterey)
        - o May 16 & 17 – CSDA Special Districts Legislative Days (Sacramento)
        - o August 9 to August 11 – CASA Annual Conference (San Diego)
        - o August 28 to August 31 – CSDA Annual Conference (Monterey)

Director Shapiro moved to receive and file. Motion seconded by Chair Nye. Motion carried unanimously with Director Wall absent.

ORAL REPORTS (Items 22 through 25)

22. Standing & Ad Hoc Committee Reports

A. Finance Committee – None.
B. Public Outreach / Communications Committee – A Committee meeting is scheduled for May 17 at 10:00 am.
C. New Office Grand Opening Committee (Ad Hoc) – None.

23. Board Member Comments

Director Tjulander spoke about a letter that he and his neighbors received from SoCal Gas dealing with the sewer service laterals and possible interference. General Manager Norris responded to his inquiry by stating the District had not been contacted with regard to that letter.

Vice Chair Orkney commented on the Las Virgines sponsored tour of the Metropolitan Water District facilities.

24. Reports on Outside Meetings/Conferences

Vice Chair Orkney reported on recently attending a tour of the Salton Sea, VC Special Districts Association Dinner, and AWA-VC Water Symposium.

25. General Manager, Legal Counsel Comments

General Manager Norris reminded the Board members of the upcoming special meeting for the budget workshop set for May 15, 2023, at 4 pm in the Board room.

NEW BUSINESS (Item 26 only)

26. Future Agenda Items: None.

ADJOURNMENT

There being no further business, and without objection, Chair Nye adjourned the meeting at 6:53 p.m. to the special Board meeting on Monday, May 15, 2023, at 4:00 p.m. in the Board room.

Prepared by:

_____
Fidela Garcia
Clerk of the Board

Approved:

_____
Jane Nye
Chair of the Board

This page is intentionally blank.

Board of Directors
Jane Nye, Chair
Janna Orkney, Vice Chair
Leon Shapiro, Director
Raymond Tjulander, Director
James Wall, Director

Providing Outstanding Service Since 1963

May 22, 2023

Board of Directors
Triunfo Water & Sanitation District
Ventura County, California

ADOPTION OF THE FISCAL YEAR 2023-24 BUDGET

SUMMARY

Staff presented the Triunfo Water & Sanitation District (TWSD) for Fiscal Year 2023-24 (FY2024) budget at the May 16, 2023, Budget Workshop. Any changes directed during the budget workshop will be incorporated in the final draft version of the FY2024 Budget. Staff believes the latest revision of the FY2024 Budget meets the Board's requests and is ready for final approval and adoption consideration.

Attached is a budget adoption resolution for Board consideration. The resolution addresses the following three items:

1. Adopts the Fiscal Year 2023-24 Budget;
2. Authorizes staff to incorporate any pass-through costs, i.e. from the JPA or Calleguas rates;
3. Authorizes the General Manager to carry forward FY 2022-23 appropriations into FY 2023-24 for project specific tasks not completed by June 30, 2023.

If you have any questions, please call me at (805) 658-4649 or via email at vickiedragan@triunfowsd.com.

Recommendation:

It is recommended that the Board adopt Resolution No. TWSD 2023-005 Adopting the Fiscal Year 2023-24 Budget.

VICKIE DRAGAN, DIRECTOR OF FINANCE

REVIEWED AND APPROVED: _____
Mark Norris, General Manager

Attachment(s): 1. FY 2023-24 Budget
2. Resolution No. TWSD 2023-005

TRIUNFO
WATER & SANITATION DISTRICT

Fiscal Year 2023-2024 Proposed Budget

July 1, 2023 – June 30, 2024

May 22, 2023

2023 Board of Directors

Jane Nye, Chair
Janna Orkney, Vice Chair
Leon Shapiro
Raymond Tjulander
James Wall

Mark Norris - General Manager - (805) 658-4621
Vickie Dragan - Director of Finance - (805) 658-4649
Dave Rydman - Operations Manager - (805) 658-4643
Tim Doyle - Engineering Program Manager - (805) 658-4606
Mike Castro - Administrative Program Manager - (805) 658-4614
Fidela Garcia - Clerk of the Board - (805) 658-4602

Legal Counsel

John Mathews (Arnold LaRochelle Mathews VanConas & Zirbel LLP) - (805) 988-9886

Table of Contents

Executive Summary **5**

Consolidated Budget **13**

Administration **17**

Wastewater **21**

Potable Water **33**

Recycled Water **39**

Supplemental Information **45**

- **Salary & Employee Benefits**
  - **Salary & Employee Benefits Summary** **46**
  - **Staffing Summary** **47**
  - **Classification Plan** **48**
- **Itemization of Expenses**
  - **Professional Services** **49**
  - **Board Member Fees & Expenses** **50**
  - **Memberships & Dues** **51**
  - **Staff Conferences & Seminars** **52**
  - **Management & Administrative** **53**
  - **Permits, Licenses, & Fees** **54**
  - **Capital Expenses** **55**
- **Reserve Level Policy** **56**
- **Reserve Analysis** **59**
- **Debt Service** **60**
- **Las Virgenes - Triunfo JPA FY2022-23 and FY2023-24 Budget** **61**
  - **JPA FY2023-24 Draft Budget Amendments (May 1, 2023)** **101**
- **Budget Glossary** **112**

THIS PAGE INTENTIONALLY LEFT BLANK

Executive Summary 7-11

THIS PAGE INTENTIONALLY LEFT BLANK

TRIUNFO
WATER & SANITATION DISTRICT

May 16, 2023

Members of the Board of Directors:

I am pleased to submit the Triunfo Water & Sanitation District (District) Fiscal Year 2023-2024 Budget. The District's FY2024 Budget provides a spending plan for the administration, operation, maintenance, financing, and purchase, of District services, facilities and infrastructure. The District provides essential wastewater, potable water, and recycled water, services to the residents and businesses within its service area.

Budget Overview

The FY2024 Budget anticipates *increases* in net assets (before capital expenses) of $10,466,545 with full funding of all operating expenses, depreciation and amortization, and non-operating revenues and expenses, as well as debt related to the Oak Canyon reservoir, Automated Meter Read, and Recycled Water Pipeline Projects.

Expenses in the Budget include planned infrastructure improvements, anticipated operations and maintenance costs for the District's (3) utilities, as well as JPA-related costs and purchases of potable and recycled water.

Capital expenses for both the District and the Las Virgenes - Triunfo Joint Powers Authority (JPA) are estimated at $8,062,422.

Wastewater revenue includes programmed 15% rate increases, effective in July 2023.

Budgeted Potable Water revenues reflect a 4% planned rate increase for FY2024, as well as an additional Calleguas Municipal Water District (CMWD) pass-through increase in January 2024. Additionally, due to the loosening of water restrictions, budgeted potable water sales have been increased to 1,800 acre feet (AF), compared to the the District's FY2023 drought driven water allocation of 1,243 AF.

During May 2017, the District purchased the CMWD Recycled Water Pipeline and related facilities. Based upon the acquisition, the District became the wholesaler of recycled water to California Water Company and Hidden Valley Municipal Water District. The agreed upon wholesale rate continues to be based upon 80% of CMWD's Tier 1 Potable Water rate, increasing from $1,305.60 to $1,384.00. Additionally, Recycled Water revenue includes a programmed 2% retail customer rate increase, from $6.07 to $6.18 per HCF, effective July 2023, and a CMWD-based pass-through increase starting in January 2024.

The FY2024 JPA Budget is incorporated into the District's FY2024 Budget. The newest and most significant ongoing JPA capital project is the Pure Water Project, which began in January 2015. This project involves constructing an advanced water treatment plant to further purify the JPA's excess recycled water and augment the potable water supplies stored in the Las Virgenes Reservoir. The $3,895,806 funding included in the FY2024 Capital Improvement Plan (CIP) budget for this project will primarily be used for ongoing studies and design efforts. The other JPA CIP funds budgeted are earmarked for other projects to address TMDL compliance, SCADA improvements, pipeline rehabilitation, and lift station improvements.

In addition, the District's ongoing plan to transition to a more autonomous operation, including the field services group, is expected to be completed by January 1, 2024, with the addition of one Electrical/Instrumentation position, one Water/Wastewater Worker, one maintenance truck, and a sewer cleaning machine rental while The District awaits delivery of the recently approved sewer cleaning machine. In order to ensure a smooth field services transition, the District will continue to contract with Ventura Regional Sanitation District to provide maintenance support of wastewater facilities and the SCADA system until next steps are in place and The District is ready to assume all operations. Staff is targeting January 1, 2024, as a completion date.

On the following page, Table I provides a forecast of District-wide revenues and expenses, as well as historical data.

Table I – TWSD Consolidated

Description	Actual FY 2020 Yearend	Actual FY 2021 Yearend	Actual FY 2022 Yearend	Adjusted FY 2023 Budget	Estimated FY 2023 Yearend	Proposed FY 2024 Budget
Operating revenues:						
Fees, sales	$ 18,356,120	$ 21,626,008	$ 22,258,384	$ 22,681,733	$ 22,075,150	$ 27,019,129
Service charges	2,177,628	2,296,422	2,453,228	2,525,973	2,590,677	2,691,964
Rental revenue - Cell Towers	181,378	185,771	211,497	192,352	211,497	207,581
Penalty revenue	83,425	18,893	136,820	146,037	153,811	131,157
Other revenue	260,602	102,916	260,598	124,428	232,731	128,703
Total operating revenues	**21,059,152**	**24,230,010**	**25,320,528**	**25,670,523**	**25,263,866**	**30,178,533**
Operating expenses:						
Salary & Employee Benefits	-	701,106	1,632,483	2,884,985	2,907,378	3,569,985
Wastewater treatment, Potable & R/W purchase	8,155,010	10,506,527	9,134,455	9,800,132	8,825,880	11,379,156
VRSD contract services - Operations	3,222,507	3,809,286	2,937,254	950,000	581,305	975,240
VRSD contract services - Administration	1,311,868	1,110,533	122,018	-	-	-
Operating materials and supplies	-	-	5,365	664,111	103,046	79,500
Professional services	936,549	360,665	298,335	1,608,556	438,809	776,336
Insurance	97,477	112,809	139,528	157,716	210,384	226,671
Board member fees and reimbursable expenses	68,968	50,916	51,419	116,453	56,504	127,881
Membership and dues	47,326	49,001	56,195	62,708	75,860	67,380
Conference and seminars	-	-	-	-	-	23,000
Management and administrative	27,226	41,086	117,265	302,730	301,969	395,782
Utilities	185,643	213,789	226,952	239,838	226,164	316,000
Bank service charges	55,997	59,246	85,880	70,600	70,708	81,300
Permits, licenses and fees	196,836	265,810	199,387	229,648	316,735	372,700
Total operating expenses	**14,305,408**	**17,280,773**	**15,006,537**	**17,087,477**	**14,114,742**	**18,390,931**
Operating income(loss) before depreciation	**6,753,745**	**6,949,237**	**10,313,990**	**8,583,047**	**11,149,125**	**11,787,602**
Depreciation and amortization	1,505,342	1,410,847	1,408,589	1,408,510	1,580,625	1,439,167
Operating income(loss)	**5,248,402**	**5,538,389**	**8,905,401**	**7,174,537**	**9,568,499**	**10,348,435**
Non-operating revenues(expenses):						
Interest and investment earnings	268,020	104,155	154,488	49,600	570,099	445,000
Gain(loss) on sales and/or disposals of assets	-	-	-	-	-	-
Debt service interest expense	(606,273)	(560,975)	(618,319)	(337,446)	(205,931)	(326,890)
Overhead cost allocation	-	-	-	-	-	-
Other, net	-	-	-	-	-	-
Total non-operating revenues(expenses)	**(338,253)**	**(456,820)**	**(463,831)**	**(287,846)**	**364,169**	**118,110**
Change in net assets before capital expenses	**$ 4,910,149**	**$ 5,081,570**	**$ 8,441,570**	**$ 6,886,691**	**$ 9,932,668**	**$ 10,466,545**
Capital expenses	1,068,966	4,737,936	(1,543,948)	5,256,576	5,256,576	8,062,422
Capital expenses - contra	-	-	-	-	-	-
Capital expenses, net	**1,068,966**	**4,737,936**	**(1,543,948)**	**5,256,576**	**5,256,576**	**8,062,422**
Change in net assets	**$ 3,841,183**	**$ 343,633**	**$ 9,985,518**	**$ 1,630,115**	**$ 4,676,092**	**$ 2,404,123**

Budget Line Item Summary

Wastewater Treatment (JPA) – Triunfo's portion of the FY2024 JPA wastewater treatment budget total $6,917,341, up from the FY2023 budget total of $6,564,000.

Potable Water Purchases – The budget assumes purchasing 1,836 AF of water, with about 991 AF purchased at $1,632 per acre foot from July through December 2023, and about 845 AF purchased at $1,730 per acre foot from January through June 2024. Any additional increases to the wholesale rate will be addressed with rate modifications.

Recycled Water Purchases – Estimated FY2024 expenses from the JPA for recycled water purchases total $752,395, a decrease from $848,157 budgeted for FY2023. The District purchased the recycled pipeline from Calleguas Municipal Water District in 2017.

VRSD Contract – The proposed FY2024 VRSD contract for the maintenance support of the District's wastewater facilities and SCADA system represents about a 2.66% increase, from $950,000 to $975,240.

Professional Services – The FY2024 expense total for this category no longer includes the remaining VRSD FY2022 contract balance as a placeholder. It does include rate studies, Aqua Metric, Searle Creative, leak repairs, motor rebuilds and controls, baseline legal fees, as-needed engineering consultants, audits, and various IT maintenance & software annual fees. A copy of the Professional Services detail is found on Page 49.

Board Member Fees & Reimbursable Expenses – The estimates for FY2024 include 269 days of service for board meetings, committee meetings, and attendance at conferences and seminars. These expenses also include registration, lodging, transportation, and per diem, associated with conference and seminar attendance.

Membership, Dues, Conferences, & Seminars – These expenses are estimated to total $90,380 in FY2024. These expenses include membership dues and registration, lodging, transportation, and per diem, associated with staff training, conference, and seminar, attendance.

Management & Administrative – This category includes the administrative building lease, printing and postage, Tax Collector's fee, and fuel. A detailed list is found on Page 53.

Utilities – Utilities includes water, electricity, telephone services, and trash collection.

Bank Service Charges – This category includes credit card services fees and bank fees.

Permits, Licenses and Fees – Payments to the City of Los Angeles and Los Angeles County Public Works for fees related to wastewater disposal, conveyance, and treatment services, along with SWRCB, Encroachment, and EHD, are the primary components of this category.

Depreciation – This Budget includes full depreciation for both sanitation and water facilities.

Debt Service Interest Expense – A debt service schedule is included on Page 60. For FY2024, the combined interest expense for all loans is $326,890.

Acknowledgement

I appreciate the Board of Directors' continued support in providing the vision and resources necessary to improve the District's financial outlook, maintain exceptional customer service, and respond to the various challenges facing the District, including the decision to transition to a more conventional district.

The completion of this budget document was attributable to both the dedication and hard work of the TWSD staff, to whom I would like to acknowledge and express my sincere appreciation. I would also like to take this opportunity to thank the Las Virgenes Municipal Water District staff for their hard work in updating the Las Virgenes – Triunfo Joint Powers Authority FY2024 Budget.

Staff is committed in its ongoing efforts to work with the Triunfo Water & Sanitation District Board to develop future opportunities and address future challenges.

Respectfully Submitted,



Mark Norris
General Manager

THIS PAGE INTENTIONALLY LEFT BLANK

Consolidated Budget..... 14-15

TRIUNFO WATER & SANITATION DISTRICT

FISCAL YEAR 2024 BUDGET SUMMARY

CONSOLIDATED

Description	Actual FY 2020 Yearend	Actual FY 2021 Yearend	Actual FY 2022 Yearend	Adjusted FY 2023 Budget	Estimated FY 2023 Yearend	Proposed FY 2024 Budget	
Operating revenues:							
Fees, sales	$ 18,356,120	$ 21,626,008	$ 22,258,384	$ 22,681,733	$ 22,075,150	$ 27,019,129	
Service charges	2,177,628	2,296,422	2,453,228	2,525,973	2,590,677	2,691,964	
Rental revenue - Cell Towers	181,378	185,771	211,497	192,352	211,497	207,581	
Penalty revenue	83,425	18,893	136,820	146,037	153,811	131,157	
Other revenue	260,602	102,916	260,598	124,428	232,731	128,703	
Total operating revenues	**21,059,152**	**24,230,010**	**25,320,528**	**25,670,523**	**25,263,866**	**30,178,533**	[1]
Operating expenses:							
Salary & Employee Benefits	-	701,106	1,632,483	2,884,985	2,907,378	3,569,985	[2]
Wastewater treatment, Potable & R/W purchase	8,155,010	10,506,527	9,134,455	9,800,132	8,825,880	11,379,156	[3]
VRSD contract services - Operations	3,222,507	3,809,286	2,937,254	950,000	581,305	975,240	[4]
VRSD contract services - Administration	1,311,868	1,110,533	122,018	-	-	-	
Operating materials and supplies	-	-	5,365	664,111	103,046	86,500	
Professional services	936,549	360,665	298,335	1,608,556	438,809	776,336	[5]
Insurance	97,477	112,809	139,528	157,716	210,384	226,671	[6]
Board member fees and reimbursable expenses	68,968	50,916	51,419	116,453	56,504	127,881	[7]
Membership and dues	47,326	49,001	56,195	62,708	75,860	67,380	[8]
Conference and seminars	-	-	-	-	-	23,000	[9]
Management and administrative	27,226	41,086	117,265	302,730	301,969	388,782	[10]
Utilities	185,643	213,789	226,952	239,838	226,164	316,000	[11]
Bank service charges	55,997	59,246	85,880	70,600	70,708	81,300	[12]
Permits, licenses and fees	196,836	265,810	199,387	229,648	316,735	372,700	[13]
Total operating expenses	**14,305,408**	**17,280,773**	**15,006,537**	**17,087,477**	**14,114,742**	**18,390,931**	
Operating income(loss) before depreciation	**6,753,745**	**6,949,237**	**10,313,990**	**8,583,047**	**11,149,125**	**11,787,602**	
Depreciation and amortization	1,505,342	1,410,847	1,408,589	1,408,510	1,580,625	1,439,167	
Operating income(loss)	**5,248,402**	**5,538,389**	**8,905,401**	**7,174,537**	**9,568,499**	**10,348,435**	
Non-operating revenues(expenses):							
Interest and investment earnings	268,020	104,155	154,488	49,600	570,099	445,000	
Gain(loss) on sales and/or disposals of assets	-	-	-	-	-	-	
Debt service interest expense	(606,273)	(560,975)	(618,319)	(337,446)	(205,931)	(326,890)	[14]
Overhead cost allocation	-	-	-	-	-	-	
Other, net	-	-	-	-	-	-	
Total non-operating revenues(expenses)	**(338,253)**	**(456,820)**	**(463,831)**	**(287,846)**	**364,169**	**118,110**	
Change in net assets before capital expenses	**$ 4,910,149**	**$ 5,081,570**	**$ 8,441,570**	**$ 6,886,691**	**$ 9,932,668**	**$ 10,466,545**	[15]
Capital expenses	1,068,966	4,737,936	(1,543,948)	5,256,576	5,256,576	8,062,422	[16]
Capital expenses - contra	-	-	-	-	-	-	
Capital expenses, net	**1,068,966**	**4,737,936**	**(1,543,948)**	**5,256,576**	**5,256,576**	**8,062,422**	
Change in net assets	**$ 3,841,183**	**$ 343,633**	**$ 9,985,518**	**$ 1,630,115**	**$ 4,676,092**	**$ 2,404,123**	

TRIUNFO WATER & SANITATION DISTRICT

FISCAL YEAR 2024 BUDGET SUMMARY

CONSOLIDATED

COMMENTS

The Consolidated budget summarizes the proposed activities for Administration, Wastewater, Potable Water, and Recycled Water, including Capital Projects, for FY2024.

[1] Estimated FY2024 Operating Revenues include approximately $16.99M in Wastewater, $10.2M in Potable Water, and $2.99M in Recycled Water. For a detailed breakdown of Operating Revenue within each segment, see Pages 22-23, 34-35, and 40-41.

[2] Salary & Employee Benefits estimated for FY2024 include $2.13M for Administration, $0.72M in Wastewater, $0.57M Potable Water, and $0.14M in Recycled Water. For a detailed breakdown, see Page 46.

[3] Estimated FY2024 expenses include approximately $6.92M for wastewater treatment, $3.71M for the purchase of potable water, and $0.75M for the purchase of recycled water. For a detailed breakdown within each segment, see Pages 22-23, 34-35, and 40-41.

[4] For a detailed breakdown of FY2024 VRSD Contract Services within each project, see Pages 25-32, 37-38, and 43-44.

[5] Budgeted items for FY2024 are primarily comprised of rate studies ($120K), Aqua Metric ($96.6K), Searle Creative ($74.9K), leak repairs ($70K), motor rebuilds and controls ($64.2K), baseline legal fees ($50K), as-needed engineering consultants ($50K), audits ($32.1K), and various IT maintenance & software annual fees ($101.6K).

[6] FY2024 budgeted items include liability insurance ($107K), the Recycled Water system ($39K), the AMI system ($30.6K), and workers' compensation ($50K).

[7] This includes days of service for board meetings, committee meetings, and attendance at conferences and seminars. These expenses also include registration, lodging, transportation, and per diem, associated with conference and seminar attendance.

[8] For a detailed breakdown of Memberships and Dues, see Page 51.

[9] Conferences and Seminars include human resources, risk management, and other training sessions, for staff.

[10] FY2024 management and administrative expenses are primarily comprised of the administrative office lease ($187.5K), printing and postage ($85.1K), tax collector fees to collect sewer fees through the tax rolls ($45.5K), and fuel ($21K).

[11] Utilities are comprised of water, electricity, and telephone services, including a toll-free 800 telephone number.

[12] Paymentus credit card service fees ($73K) and bank fees ($8.3K).

[13] FY2024 expenses are largely composed of capacity reservation charges and capacity rights obligations to the City of Los Angeles for use of the Tillman treatment plant ($214K); SWRCB, Encroachment, and EHD ($43K); Los Angeles County Public Works for sewage disposal ($35K); and LAFCO ($15K).

[14] For a detailed breakdown of debt service, see Page 60.

[15] On a consolidated basis, it is estimated that Triunfo Water & Sanitation District FY2024 revenues will exceed expenses by approximately $10.47M before capital.

[16] For a list of all capital projects, see Page 55. Joint Powers Authority related capital improvement projects are also identified and discussed in the attached *JPA FY2023-24 Draft Budget Amendments* (Pages 110-111).

THIS PAGE INTENTIONALLY LEFT BLANK

Administration 18-19

TRIUNFO WATER & SANITATION DISTRICT

FISCAL YEAR 2024 BUDGET SUMMARY

ADMINISTRATION

Description	Actual FY 2020 Yearend	Actual FY 2021 Yearend	Actual FY 2022 Yearend	Adjusted FY 2023 Budget	Estimated FY 2023 Yearend	Proposed FY 2024 Budget	
Operating revenues:							
Fees, sales	$ -	$ -	$ -	$ -	$ -	$ -	
Service charges	-	-	-	-	-	-	
Rental revenue - Cell Towers	-	-	-	-	-	-	
Penalty revenue	-	-	-	-	-	-	
Other revenue	-	914	18	-	-	-	
Total operating revenues	**-**	**914**	**18**	**-**	**-**	**-**	
Operating expenses:							
Salary & Employee Benefits	-	701,106	1,632,483	1,839,844	1,884,329	2,133,350	[1]
Wastewater treatment, Potable & R/W purchase	-	-	-	-	-	-	
VRSD contract services - Operations	-	-	-	-	-	-	
VRSD contract services - Administration	799,248	686,476	122,018	-	-	-	
Operating materials and supplies	-	-	-	-	4,130	-	
Contract services	-	-	-	-	-	-	
Professional services	366,766	194,452	216,214	248,282	226,590	300,684	[2]
Insurance	43,812	58,928	86,354	101,990	154,497	157,014	[3]
Board member fees and reimbursable expenses	56,561	51,716	48,292	60,885	40,408	61,440	[4]
Membership and dues	7,951	7,841	14,511	16,268	20,662	17,825	[5]
Conference and seminars	-	-	-	-	-	8,000	[6]
Management and administrative	-	10,334	16,255	130,518	104,703	221,802	[7]
Utilities	-	5,399	8,533	32,500	15,891	18,300	
Bank service charges	-	-	10,869	3,600	6,558	8,300	
Permits, licenses and fees	10,954	14,300	13,277	14,448	19,807	18,000	[8]
Total operating expenses	**1,285,293**	**1,730,553**	**2,168,806**	**2,448,335**	**2,477,575**	**2,944,715**	
Operating income(loss) before depreciation	**(1,285,293)**	**(1,729,639)**	**(2,168,788)**	**(2,448,335)**	**(2,477,575)**	**(2,944,715)**	
Depreciation and amortization	-	-	-	-	136,784	-	
Operating income(loss)	**(1,285,293)**	**(1,729,639)**	**(2,168,788)**	**(2,448,335)**	**(2,614,359)**	**(2,944,715)**	
Non-operating revenues(expenses):							
Interest and investment earnings	2,718	10	-	-	-	-	
Gain(loss) on sales and/or disposals of assets	-	-	-	-	-	-	
Debt service interest expense	-	-	-	-	39,938	-	
Overhead cost allocation	1,282,575	1,677,924	2,170,788	2,681,085	2,769,105	3,054,715	[9]
Other, net	-	-	-	-	-	-	
Total non-operating revenues(expenses)	**1,285,293**	**1,677,934**	**2,170,788**	**2,681,085**	**2,809,044**	**3,054,715**	
Change in net assets before capital expenses	**$ -**	**$ (51,705)**	**$ 2,000**	**$ 232,750**	**$ 194,684**	**$ 110,000**	
Capital expenses	-	-	2,000	242,500	242,500	110,000	[10]
Capital expenses - contra	-	-	-	-	-	-	
Capital expenses, net	**-**	**-**	**2,000**	**242,500**	**242,500**	**110,000**	
Change in net assets	**$ -**	**$ (51,705)**	**$ -**	**$ (9,750)**	**$ (47,816)**	**$ -**	

TRIUNFO WATER & SANITATION DISTRICT

FISCAL YEAR 2024 BUDGET SUMMARY

ADMINISTRATION

COMMENTS

[1] Salaries and Benefits include the General Manager, Finance Director, Clerk of the Board, Engineering Program Manager, Administrative Program Manager, Public Information Officer, Accountant, and Accounting Technicians (4). For a detailed breakdown, see Pages 46-48.

[2] FY2024 Professional Services are primarily comprised of various IT maintenance & software fees ($96.6K), Searle Creative ($74.9K), baseline legal fees ($50K), audits ($32.1K), and Paychex ($26.2K).

[3] Liability ($107K) and workers' compensation ($50K) insurance costs.

[4] Board Member fees and expenses include days of service for TWSD Board Members, primarily comprised of TWSD Board Meetings, JPA Board Meetings, committee meetings, training, and conference and seminar attendance. Additionally, these expenses include registration, lodging, transportation, and per diem, associated with conference and seminar attendance.

[5] Membership and Dues include CSDA, VCSDA, and the Greater Conejo Chamber of Commerce. For a detailed breakdown of FY2024, please see Page 51.

[6] Conference and Seminars include human resources, risk management, and other training sessions, for staff.

[7] FY2024 management and administrative expenses are comprised of the administrative office ($187.5K), copy machines and printing ($10.9K), iPads and cell phones ($9K), and other various office services such as postage, shipping, paper shredding, and offsite storage ($14.4K).

[8] FY2024 Permits, Licenses, & Fees includes the following estimates: $15K in LAFCO fees and $3K in miscellaneous permit fees.

[9] Overhead cost allocation represents the transfer IN from Wastewater ($1.74M), Potable Water ($1.02M), and Recycled Water ($0.3M) to pay for TWSD's administrative and capital overhead.

[10]

Summary of FY 2024 Capital Projects	
Description	**Administration**
Bishopswood Expansion Feasibility Study	$25,000
Truck - Electrical/Instrumentation	$85,000
FY 2024 Capital Projects Estimated Total	**$110,000**

THIS PAGE INTENTIONALLY LEFT BLANK

Wastewater 22-32

TRIUNFO WATER & SANITATION DISTRICT

FISCAL YEAR 2024 BUDGET SUMMARY

WASTEWATER

Description	Actual FY 2020 Yearend	Actual FY 2021 Yearend	Actual FY 2022 Yearend	Adjusted FY 2023 Budget	Estimated FY 2023 Yearend	Proposed FY 2024 Budget	
Operating revenues:							
Fees, sales	$ 9,752,279	$ 11,204,741	$ 12,658,716	$ 14,645,488	$ 14,674,532	$ 16,838,654	[1]
Service charges	-	-	-	-	-	$ -	
Rental revenue - Cell Towers	-	20	-	-	-	$ -	
Penalty revenue	11,475	19,065	10,092	15,000	18,683	$ 17,000	
Other revenue	248,236	83,755	174,930	127,525	224,764	$ 131,800	[2]
Total operating revenues	**10,011,990**	**11,307,580**	**12,843,738**	**14,788,013**	**14,917,979**	**16,987,454**	
Operating expenses:							
Salary & Employee Benefits	-	-	-	418,057	415,648	718,317	[3]
Wastewater treatment	4,120,929	5,995,456	4,983,447	6,564,000	5,437,033	6,917,341	[4]
VRSD contract services - Operations	1,471,336	1,968,190	1,275,593	736,907	522,198	750,615	[5]
VRSD contract services - Administration	100,534	30,846	-	-	-	-	
Operating materials and supplies	-	-	-	299,658	41,363	49,750	
Professional services	436,596	125,769	25,422	562,109	52,928	118,469	[6]
Insurance	3,550	2,559	2,585	-	2,717	-	
Board member fees and reimbursable expenses	1,633	-	164	41,978	5,438	47,700	[7]
Membership and dues	13,370	13,600	13,600	14,500	20,039	18,000	[8]
Conference and seminars	-	-	-	-	-	7,500	[9]
Management and administrative	26,215	29,647	43,867	50,000	90,513	60,873	[10]
Utilities	32,287	35,795	40,168	40,000	41,000	58,539	[11]
Bank service charges	-	79	-	-	303	-	
Permits, licenses and fees	148,388	204,113	155,838	165,200	217,782	283,150	[12]
Total operating expenses	**6,354,838**	**8,406,052**	**6,540,684**	**8,892,408**	**6,846,961**	**9,030,255**	
Operating income(loss) before depreciation	**3,657,152**	**2,901,528**	**6,303,054**	**5,895,605**	**8,071,018**	**7,957,199**	
Depreciation and amortization	347,904	329,479	328,089	328,089	347,131	352,850	
Operating income(loss)	**3,309,248**	**2,572,049**	**5,974,966**	**5,567,517**	**7,723,887**	**7,604,349**	
Non-operating revenues(expenses):							
Interest and investment earnings	250,060	100,656	86,747	49,600	498,873	445,000	
Gain(loss) on sales and/or disposals of assets	-	-	-	-	-	-	
Debt service interest expense	-	-	-	-	-	-	
Overhead cost allocation	(594,426)	(771,845)	(1,982,886)	(1,510,409)	(1,460,024)	(1,738,897)	[13]
Other, net	-	-	-	-	-	-	
Total non-operating revenues(expenses)	**(344,366)**	**(671,189)**	**(1,896,139)**	**(1,460,809)**	**(961,151)**	**(1,293,897)**	
Change in net assets before capital expenses	**$ 2,964,882**	**$ 1,900,860**	**$ 4,078,826**	**$ 4,106,707**	**$ 6,762,736**	**$ 6,310,452**	
Capital expenses	1,068,966	4,737,936	(1,545,948)	4,951,763	4,951,763	7,896,376	[14]
Capital expenses - contra	-	-	-	-	-	-	
Capital expenses, net	**1,068,966**	**4,737,936**	**(1,545,948)**	**4,951,763**	**4,951,763**	**7,896,376**	
Change in net assets	**$ 1,895,916**	**$ (2,837,077)**	**$ 5,624,774**	**$ (845,056)**	**$ 1,810,973**	**$ (1,585,924)**	

TRIUNFO WATER & SANITATION DISTRICT

FISCAL YEAR 2024 BUDGET SUMMARY

WASTEWATER

COMMENTS

[1] Wastewater revenue includes the following estimated sewer service fees, proposed to go into effect on July 1, 2023, in accordance with Ordinance No. TWSD-250:

Description	Total ERUs	Monthly Rate per ERU	Annual Fees
Apartments	1,216.750	$83.90	$1,225,023.90
Single Family	8,206.948	$104.91	$10,331,890.98
Multi-Family	2,425.377	$104.91	$3,053,355.61
Commercial	616.220	$104.91	$775,771.68
Recreation	40.000	$104.91	$50,356.80
Recreation Public Agency	18.000	$104.91	$22,660.56
School	241.000	$104.91	$303,399.72
Fire Service	2.000	$104.91	$2,517.84
Utility	2.000	$104.91	$2,517.84
Shopping Center	101.000	$186.29	$225,783.48
Restaurant	169.000	$241.33	$489,417.24
Markets	38.000	$241.33	$110,046.48
Water Flow - Low	205.810	$91.22	$225,287.86
Water Flow - High	8.190	$209.85	$20,624.06
FY2024 Total	**13,290.295**		**$16,838,654.05**

[2] Other Revenue includes the following estimates: connection fees ($86.8K) and other permit, audit, inspection, and plan check fees ($45K).

[3] Salary & Employee benefits represent 50% of the total cost from the Operations employees ($1.44M).

[4] Wastewater Treatment includes TWSD's share of the JPA's operating expenses. For a detailed breakdown, see Page 105.

[5] Services include collection system cleaning, CCTV, preventative maintenance, SCADA, and the Northshore variable grade system. For a detailed breakdown, see Pages 25-32.

[6] Professional Services include a rate study ($40K), motor rebuilds and controls ($31.2K), an as-needed engineering consultant ($25K), and other various services such as software, safety, lab testing, security, and vehicle maintenance and repairs ($22.1K).

[7] Days of service for TWSD Board members to attend CASA events and lobbying efforts in Washington DC. Additionally, these expenses include registration, lodging, transportation, and per diem, associated with conference and seminar attendance.

[8] Membership and Dues consists of CASA.

[9] Conference and Seminars include training sessions for staff.

[10] Tax Collector Fees to collect sewer service fees through tax rolls ($45.5K), fuel ($13.9K), and printing and binding ($1.5K).

[11] Utilities are comprised of electricity,and telephone services.

[12] FY2024 Significant fees include Amalgamated System Sewerage System Charges from the City of Los Angeles for use of the Tillman treatment plant ($214K) and Los Angeles County Public Works for sewage disposal ($35K).

TRIUNFO WATER & SANITATION DISTRICT

FISCAL YEAR 2024 BUDGET SUMMARY

WASTEWATER

COMMENTS

[13] Overhead cost allocation is the Wastewater Division's share of TWSD's own administrative overhead.

[14]

Summary of FY 2024 Capital Projects	
Description	**Wastewater**
Triunfo Water & Sanitation District's Share of Joint Powers Authority	
003 Discharge Point Rehabilitation	$163,170
Centrifuge Rebuild	$69,102
Concrete Corrosion Repair-Tapia	$77,616
Fire Hardening-JPA Facilities	$77,616
Grit Chamber Mixing System Replacement	$58,212
Hach Equipment Replacement	$244,755
Malibou Lake Siphon	$177,375
Pure Water Project	$3,895,806
Rancho Las Virgenes New Flare	$163,170
Rancho Las Virgenes Storm Water Diversion	$50,539
Rancho Reliability Improvements FY22-24	$38,808
Rancho SCADA Improvements	$77,616
SCADA System Communication Upgrades	$189,336
Site Security Assessment/Improvement - JPA	$100,901
Tapia Aluminum Sulfate Tank Replacement	$93,396
Tapia Control Building Rehab	$247,366
Tapia Effluent Pump Station Rehabilitation	$1,066,153
Tapia Facility Improvements FY22-24	$38,808
Tapia Flood Wall Improvements	$58,212
Tapia Flow Equalization	$979,020
Tapia Sludge Wet Well Piping Replacement	$14,700
Tapia Tertiary Filter Rehabilitation	$14,700
Triunfo Water & Sanitation District's Share of Joint Powers Authority Subtotal	*$7,896,375*
FY 2024 Capital Projects Estimated Total	**$7,896,375**

Joint Powers Authority related capital improvement projects are identified and discussed in the attached *JPA FY2023-24 Draft Budget Amendments* (Pages 110-111).

VENTURA REGIONAL SANITATION DISTRICT
1001 PARTRIDGE DRIVE, SUITE 150
VENTURA, CA 93003-0704
805.658.4679

FY24 PROPOSED CUSTOMER BUDGET

Project Number	Account				Quantity	Cost/Price	Extension
221201	***Triunfo Sanitation District - WW - Maintenance - Collection System***						
51010	Wages - Regular		Account Total---	$407,420			
	51010	Annual Line Cleaning		W/WW Worker	561	$149.00	$83,589
	51010	Hotspot Cleaning		W/WW Worker	221	$149.00	$32,929
	51010	Annual CCTV		W/WW Worker	546	$149.00	$81,354
	51010	Line Cleaning		Administrative Asst	54	$134.00	$7,236
	51010	Hotspot Cleaning		Administrative Asst	18	$134.00	$2,412
	51010			W/WW Worker	533	$149.00	$79,417
	51010	Annual Line Cleaning		W/WW Worker	561	$149.00	$83,589
	51010	Hotspot Cleaning		W/WW Worker	221	$149.00	$32,929
	51010			W/WW Worker	13	$149.00	$1,937
	51010			W/WW Ops Superintendent	12	$169.00	$2,028
52080	Other Professional Services		Account Total---	$6,179			
	52080	GIS - Collection System Mapping			1	$6,178.95	$6,179
52185	Operating Supplies		Account Total---	$4,943			
	52185	Operating Supplies & Small Tools / Equip			1	$4,942.70	$4,943
52186	Other Operating Services		Account Total---	$12,357			
	52186	Traffic Control Services			1	$12,356.75	$12,357
52193	Water		Account Total---	$4,545			
	52193	CA Water Service			1	$4,544.80	$4,545
60595	Fund Transfer Out-VACTOR USE		Account Total---	$75,876			
	60595	Vactor w/chase truck			62	$937.00	$58,094
	60595	Hydrorodder			20	$608.00	$12,160
	60595	Hotspot Cleaning Vactor			6	$937.00	$5,622

60597	Fund Transfer Out-TV VAN USE		Account Total---	$31,171			
		60597	CCTV Inspection Van		61	$511.00	$31,171
60598	Fund Transfer Out-FLEET		Account Total---	$27,710			
		60598	Mileage		15000	$1.63	$24,450
		60598	Hotspot Cleaning Mileage		2000	$1.63	$3,260
				Project 221201 Total---			$570,200

221201E ***Triunfo Sanitation District - WW - Maintenance - Collection System - Emergency Callouts***

51040	Wages - Overtime		Account Total---	$5,481			
		51040	Call Out	W/WW Worker	9	$224.00	$2,016
		51040		W/WW Worker	9	$224.00	$2,016
		51040	Call Out	W/WW Ops Superintendent	9	$161.00	$1,449
				Project 221201E Total---			$5,481

Total for this report--- $575,681

Customer Signature: _____ Date: _____
Approval to Start Project

VRSD Signature: _____ Date: _____
Approval to Start Project

VENTURA REGIONAL SANITATION DISTRICT
1001 PARTRIDGE DRIVE, SUITE 150
VENTURA, CA 93003-0704
805.658.4679

FY24 PROPOSED CUSTOMER BUDGET

Project Number	Account				Quantity	Cost/Price	Extension
221202 ***Triunfo Sanitation District - WW - Maintenance - N. Shore Tank***							
51010	Wages - Regular		Account Total---	$22,221			
	51010			W/WW Worker	45	$149.00	$6,705
	51010			W/WW Worker	45	$149.00	$6,705
	51010			W/WW Ops Superintendent	9	$169.00	$1,521
	51010			W/WW Treatment Operator II	45	$162.00	$7,290
52185	Operating Supplies		Account Total---	$618			
	52185	Operating Supplies			1	$617.55	$618
60596	Fund Transfer Out-VACUMN		Account Total---	$2,555			
	60596	Vacuum Truck			5	$511.00	$2,555
60598	Fund Transfer Out-FLEET		Account Total---	$2,445			
	60598	Mileage			1500	$1.63	$2,445
			Project 221202 Total---	$27,839			
			Total for this report---	$27,839			

Customer Signature: _____ Date: _____
Approval to Start Project

VRSD Signature: _____ Date: _____
Approval to Start Project

VENTURA REGIONAL SANITATION DISTRICT
1001 PARTRIDGE DRIVE, SUITE 150
VENTURA, CA 93003-0704
805.658.4679

FY24 PROPOSED CUSTOMER BUDGET

Project Number	Account				Quantity	Cost/Price	Extension
221204 ***Triunfo Sanitation District - WW - Maintenance - Preventative***							
	51010 Wages - Regular		Account Total---	$41,284			
		51010		W/WW Electrical/Mechanical Wkr	153	$162.00	$24,786
		51010		W/WW Worker	45	$149.00	$6,705
		51010		Administrative Asst	18	$134.00	$2,412
		51010		W/WW Worker	45	$149.00	$6,705
		51010		W/WW Ops Superintendent	4	$169.00	$676
	52185 Operating Supplies		Account Total---	$6,179			
		52185	Oil, filters, fuse, breakers and misc PM materials		1	$6,178.95	$6,179
	52186 Other Operating Services		Account Total---	$9,268			
		52186	Crane services and CAT service		1	$9,267.85	$9,268
	60594 Fund Transfer Out-EQUIPMENT		Account Total---	$1,622			
		60594	Small tools and equipment		1	$1,622.00	$1,622
	60595 Fund Transfer Out-VACTOR USE		Account Total---	$3,748			
		60595	Wet Well Cleaning		4	$937.00	$3,748
	60598 Fund Transfer Out-FLEET		Account Total---	$2,445			
		60598	Mileage		1500	$1.63	$2,445
			Project 221204 Total---	$64,546			

Total for this report--- $64,546

Customer Signature: _____ Date: _____
Approval to Start Project

VRSD Signature: _____ Date: _____
Approval to Start Project

VENTURA REGIONAL SANITATION DISTRICT
1001 PARTRIDGE DRIVE, SUITE 150
VENTURA, CA 93003-0704
805.658.4679

FY24 PROPOSED CUSTOMER BUDGET

Project Number	Account				Quantity	Cost/Price	Extension
221206	***Triunfo Sanitation District - WW - Maintenance - Electrical System & Controls***						
51010	Wages - Regular		Account Total---	$38,148			
	51010			Instrumentation Technician	210	$172.00	$36,120
	51010			W/WW Ops Superintendent	12	$169.00	$2,028
52080	Other Professional Services		Account Total---	$3,089			
	52080	O/S Professional Services			1	$3,088.90	$3,089
52185	Operating Supplies		Account Total---	$6,179			
	52185	PLC, Pannel, cabinets, computers			1	$6,178.95	$6,179
60594	Fund Transfer Out-EQUIPMENT		Account Total---	$1,050			
	60594	Equipment Charge			1	$1,050.00	$1,050
60598	Fund Transfer Out-FLEET		Account Total---	$3,260			
	60598	Mileage			2000	$1.63	$3,260

Project 221206 Total--- $51,726

Total for this report--- $51,726

Customer Signature: _____ Date: _____
Approval to Start Project

VRSD Signature: _____ Date: _____
Approval to Start Project

VENTURA REGIONAL SANITATION DISTRICT
1001 PARTRIDGE DRIVE, SUITE 150
VENTURA, CA 93003-0704
805.658.4679

FY24 PROPOSED CUSTOMER BUDGET

Project Number	Account			Quantity	Cost/Price	Extension
221208 ***Triunfo Sanitation District - BCYN- Maintenance - Preventative***						
51010	Wages - Regular	Account Total---	$24,274			
	51010		W/WW Electrical/Mechanical Wkr	72	$162.00	$11,664
	51010		W/WW Worker	36	$149.00	$5,364
	51010		Administrative Asst	9	$134.00	$1,206
	51010		W/WW Worker	36	$149.00	$5,364
	51010		W/WW Ops Superintendent	4	$169.00	$676
52185	Operating Supplies	Account Total---	$618			
	52185	Misc Operating Materials & Supplies		1	$617.55	$618
60595	Fund Transfer Out-VACTOR USE	Account Total---	$3,748			
	60595	Wet Well Cleaning		4	$937.00	$3,748
60598	Fund Transfer Out-FLEET	Account Total---	$1,630			
	60598	Mileage		1000	$1.63	$1,630

Project 221208 Total--- $30,270

Total for this report--- $30,270

Customer Signature: _____ Date: _____
Approval to Start Project

VRSD Signature: _____ Date: _____
Approval to Start Project

VENTURA REGIONAL SANITATION DISTRICT
1001 PARTRIDGE DRIVE, SUITE 150
VENTURA, CA 93003-0704
805.658.4679

FY24 PROPOSED CUSTOMER BUDGET

Project Number	Account		Quantity	Cost/Price	Extension
221301	***Triunfo Sanitation District - WW - Operations***				
52198	Internet	Account Total--- $552			
	52198 Data/Network (Verizon Wireless)		12	$46.01	$552
		Project 221301 Total--- $552			
		Total for this report--- $552			

Customer Signature: _____ Date: _____
Approval to Start Project

VRSD Signature: _____ Date: _____
Approval to Start Project

Potable Water 34-38

TRIUNFO WATER & SANITATION DISTRICT

FISCAL YEAR 2024 BUDGET SUMMARY

POTABLE WATER

Description	Actual FY 2020 Yearend	Actual FY 2021 Yearend	Actual FY 2022 Yearend	Adjusted FY 2023 Budget	Estimated FY 2023 Yearend	Proposed FY 2024 Budget	
Operating revenues:							
Fees, sales	$ 6,395,205	$ 7,676,034	$ 7,088,168	$ 4,863,001	$ 5,012,881	$ 7,471,673	[1]
Service charges	1,955,439	2,073,206	2,177,635	2,307,226	2,324,921	2,425,060	[2]
Rental revenue - Cell Towers	181,378	185,751	211,497	192,352	211,497	207,581	
Penalty revenue	68,436	(171)	116,071	118,885	122,279	102,005	
Other revenue	(12,634)	18,248	85,650	(3,098)	7,967	(3,098)	[3]
Total operating revenues	**8,587,823**	**9,953,068**	**9,679,022**	**7,478,367**	**7,679,545**	**10,203,221**	
Operating expenses:							
Salary & Employee Benefits	-	-	-	522,571	487,412	574,653	[4]
Potable water purchase	3,436,768	3,864,442	3,558,070	2,387,975	2,678,806	3,709,420	[5]
VRSD contract services - Operations	1,589,872.88	1,717,311.89	1,488,349.62	150,122	46,666.43	158,110	[6]
VRSD contract services - Administration	397,581	376,601	-	-	-	-	
Operating materials and supplies	-	-	5,365	317,361	49,992	29,400	
Professional services	94,586	33,113	53,328	750,966	153,876	296,953	[7]
Insurance	23,274	24,504	23,494	24,519	24,693	30,649	[8]
Board member fees and reimbursable expenses	8,826	(800)	2,964	13,590	9,997	18,741	[9]
Membership and dues	24,935	26,490	26,955	30,905	33,409	30,055	[10]
Conference and seminars	-	-	-	-	-	6,000	[11]
Management and administrative	1,012	1,105	54,665	122,212	94,461	102,904	[12]
Utilities	99,133	105,702	113,451	113,000	113,227	139,948	[13]
Bank service charges	55,997	59,167	75,011	67,000	63,848	73,000	[14]
Permits, licenses and fees	35,485	46,615	37,408	50,000	78,785	68,050	[15]
Total operating expenses	**5,767,469**	**6,254,250**	**5,439,061**	**4,550,222**	**3,835,172**	**5,237,883**	
Operating income(loss) before depreciation	**2,820,354**	**3,698,818**	**4,239,961**	**2,928,145**	**3,844,373**	**4,965,338**	
Depreciation and amortization	763,240	687,169	686,301	686,222	698,649	685,286	
Operating income(loss)	**2,057,115**	**3,011,649**	**3,553,659**	**2,241,923**	**3,145,724**	**4,280,052**	
Non-operating revenues(expenses):							
Interest and investment earnings	15,242	3,489	67,741	-	71,226	-	
Gain(loss) on sales and/or disposals of assets	-	-	-	-	-	-	
Debt service interest expense	(302,144)	(278,927)	(223,783)	(100,619)	(48,809)	(94,338)	[16]
Overhead cost allocation	(509,499)	(671,170)	(140,846)	(823,969)	(941,908)	(1,017,777)	[17]
Other, net	-	-	-	-	-	-	
Total non-operating revenues(expenses)	**(796,401)**	**(946,608)**	**(296,887)**	**(924,588)**	**(919,491)**	**(1,112,115)**	
Change in net assets before capital expenses	**$ 1,260,713**	**$ 2,065,041**	**$ 3,256,772**	**$ 1,317,335**	**$ 2,226,233**	**$ 3,167,937**	
Capital expenses	-	-	-	-	-	25,000	
Capital expenses - contra	-	-	-	-	-	-	
Capital expenses, net	-	-	-	-	-	**25,000**	[18]
Change in net assets	**$ 1,260,713**	**$ 2,065,041**	**$ 3,256,772**	**$ 1,317,335**	**$ 2,226,233**	**$ 3,142,937**	

TRIUNFO WATER & SANITATION DISTRICT

FISCAL YEAR 2024 BUDGET SUMMARY

POTABLE WATER

COMMENTS

[1] Estimated potable water sales for FY2023 include increases proposed to go into effect on July 1, 2023, in accordance with Ordinance No. TWSD-350, and pass through increases set to go into effect on January 1, 2024, in accordance with potable water purchase rate increases from Calleguas Municipal Water District:

	July to December					January to June				
	Tier	**Acre Feet**	**HCF**	**$/HCF**	**Extension**	**Tier**	**Acre Feet**	**HCF**	**$/HCF**	**Extension**
FY2024 Proposed Budget	Tier 1	287.51	125,238	$8.38	$ 1,049,494	Tier 1	285.63	124,421	$8.60	$ 1,070,021
	Tier 2	507.80	221,199	$9.44	$ 2,088,119	Tier 2	429.04	186,888	$9.66	$ 1,805,338
	Tier 3	176.27	76,784	$11.46	$ 879,945	Tier 3	113.75	49,551	$11.68	$ 578,756
	Total	971.58	423,221		$ 4,017,558	**Total**	828.42	360,860		$ 3,454,114

	July to December					January to June				
	Tier	**Acre Feet**	**HCF**	**$/HCF**	**Extension**	**Tier**	**Acre Feet**	**HCF**	**$/HCF**	**Extension**
FY2023 Adopted Budget	Tier 1	198.54	86,484	$7.90	$ 683,224	Tier 1	197.24	85,919	$8.06	$ 692,507
	Tier 2	350.67	152,750	$8.92	$ 1,362,530	Tier 2	296.27	129,056	$9.08	$ 1,171,828
	Tier 3	121.72	53,023	$10.86	$ 575,830	Tier 3	78.55	34,218	$11.02	$ 377,082
	Total	670.93	292,257		$ 2,621,583	**Total**	572.07	249,193		$ 2,241,418

[2] Potable water meter service charges are summarized in the following table:

	Proposed FY2024 Budget			**Adopted FY2023 Budget**		
Meter Size	*Monthly Charge*	*Number of Meters*	*Extension*	*Monthly Charge*	*Number of Meters*	*Extension*
3/4"	$ 36.86	4325	$ 1,913,034.00	$ 35.44	4273	$ 1,817,221.44
1"	$ 58.16	64	$ 44,666.88	$ 55.92	58	$ 38,920.32
1.5"	$ 110.70	18	$ 23,911.20	$ 106.44	18	$ 22,991.04
2"	$ 172.99	191	$ 396,493.08	$ 166.33	194	$ 387,216.24
3"	$ 370.18	7	$ 31,095.12	$ 355.94	6	$ 25,627.68
4"	$ 660.81	2	$ 15,859.44	$ 635.39	2	$ 15,249.36
		4607	$ 2,425,059.72		4551	$ 2,307,226.08

[3] Other FY2024 revenue includes start fees ($9.3K), NSF fees ($2.6K), which are offset by low income $15/month reductions on monthly billing ($15K).

[4] Salary & Employee benefits represent 40% of the total cost from the Operations employees ($1.44M).

[5] Estimated water purchase from Calleguas Municipal Water District:

	Proposed FY 2024 Budget			**Adopted FY 2023 Budget**		
Item	**Quantity ****	**Cost**	**Extension**	**Quantity ****	**Cost**	**Extension**
Water purchased (July-Dec)	991.01 acre feet	$ 1,632	$ 1,617,328	684.35 acre feet	$ 1,562	$ 1,068,955
Water purchased (Jan-June)	844.99 acre feet	$ 1,730	$ 1,461,833	583.51 acre feet	$ 1,632	$ 952,288
Pumping charges	1,836.00 acre feet	$ 118.70	$ 217,933	1,267.86 acre feet	$ 107.91	$ 136,815
Capacity Reservation Charge (July-Dec)	991.01 acre feet	$ 107.03	$ 106,068	684.35 acre feet	$ 85.66	$ 58,621
Capacity Reservation Charge (Jan-June)	844.99 acre feet	$ 106.01	$ 89,577	583.51 acre feet	$ 94.26	$ 55,002
Ready to Serve Charge (July-Dec)	991.01 acre feet	$ 112.84	$ 111,826	684.35 acre feet	$ 76.43	$ 52,305
Ready to Serve Charge (Jan-June)	844.99 acre feet	$ 116.99	$ 98,855	583.51 acre feet	$ 99.38	$ 57,989
Flow penalties	12 months	$ 500	$ 6,000	12 months	$ 500	$ 6,000
Total			$ 3,709,420			$ 2,387,975

** Quantities are Calculated at 2% More than Quantities Sold

[6] Services include preventative maintenance and SCADA. For a detailed breakdown of VRSD Contract Services within each project, see Pages 37-38.

Conversion Chart - Water Equivalents
1 unit = 100 cubic feet [CF] = 1 HCF = 748.05 gallons
1 acre feet [AF] = 435.60 units = 325,851 gallons

TRIUNFO WATER & SANITATION DISTRICT

FISCAL YEAR 2024 BUDGET SUMMARY

POTABLE WATER

COMMENTS

[7] FY2024 Professional Services are primarily comprised of $94.4K for Aqua-Metric, $70K for leak repairs, $40K for a rate study, $33K for motor and pump replacements and rebuilds, $25K for an as-needed engineering consultant, and $10K for tank inspections.

[8] AMI Insurance for the B of A Loan

[9] Days of service, registration, lodging, transportation, and per diem, associated with ACWA Conference attendance by TWSD Board Members.

[10] Membership and Dues include ACWA, CUWCC, AWA (VC), and CRWA. For a detailed breakdown, Page 51.

[11] Conference and Seminars include training sessions for staff.

[12] Management and Administrative includes $74.2K for bill printing and postage. Other expenses primarily include lab services, fuel, and water conservation rebates.

[13] Utilities are comprised of electricity, telephone services (including a toll-free 800 telephone number), and trash collection.

[14] Paymentus credit card service fees.

[15] Permits, Licenses, & Fees for FY2024 includes $43K for SWRCB, Encroachment, and EHD, and $25.1K for other state and county permits.

[16] For a detailed breakdown of debt service, see Page 60.

[17] Overhead cost allocation is the Potable Water Division's share of TWSD's own administrative overhead.

[18] The FY2024 Capital Expense is the Savoy Pump Station Replacement Design.

VENTURA REGIONAL SANITATION DISTRICT
1001 PARTRIDGE DRIVE, SUITE 150
VENTURA, CA 93003-0704
805.658.4679

FY24 PROPOSED CUSTOMER BUDGET

Project Number	Account				Quantity	Cost/Price	Extension
222201	***Triunfo Sanitation District - PW - Maintenance - Preventative***						
51010	Wages - Regular		Account Total---	$94,262			
		51010		W/WW Electrical/Mechanical Wkr	297	$162.00	$48,114
		51010		Administrative Asst	52	$134.00	$6,968
		51010		Instrumentation Technician	216	$172.00	$37,152
		51010		W/WW Ops Superintendent	12	$169.00	$2,028
52185	Operating Supplies		Account Total---	$12,357			
		52185	Supplies and Lindero pump #1 rebuild		1	$12,356.75	$12,357
60598	Fund Transfer Out-FLEET		Account Total---	$2,445			
		60598	Mileage		1500	$1.63	$2,445
			Project 222201 Total---	$109,064			
			Total for this report---	$109,064			

Customer Signature: _____ Date: _____
Approval to Start Project

VRSD Signature: _____ Date: _____
Approval to Start Project

VENTURA REGIONAL SANITATION DISTRICT
1001 PARTRIDGE DRIVE, SUITE 150
VENTURA, CA 93003-0704
805.658.4679

FY24 PROPOSED CUSTOMER BUDGET

Project Number	Account				Quantity	Cost/Price	Extension
222202	***Triunfo Sanitation District - PW - Maintenance - Electrical System & Controls***						
51010	Wages - Regular		Account Total---	$38,148			
	51010			Instrumentation Technician	210	$172.00	$36,120
	51010			W/WW Ops Superintendent	12	$169.00	$2,028
52080	Other Professional Services		Account Total---	$3,089			
	52080	O/S Professional Services			1	$3,088.90	$3,089
52185	Operating Supplies		Account Total---	$6,179			
	52185	Electrical Supplies			1	$6,178.95	$6,179
60598	Fund Transfer Out-FLEET		Account Total---	$1,630			
	60598	Mileage			1000	$1.63	$1,630
			Project 222202 Total---	$49,046			
			Total for this report---	$49,046			

Customer Signature: _____ Date: _____
Approval to Start Project

VRSD Signature: _____ Date: _____
Approval to Start Project

Recycled Water 40-44

TRIUNFO WATER & SANITATION DISTRICT

FISCAL YEAR 2024 BUDGET SUMMARY

RECYCLED WATER

Description	Actual FY 2020 Yearend	Actual FY 2021 Yearend	Actual FY 2022 Yearend	Adjusted FY 2023 Budget	Estimated FY 2023 Yearend	Proposed FY 2024 Budget	
Operating revenues:							
Fees, sales	$ 2,208,635	$ 2,745,232	$ 2,511,500	$ 3,173,244	$ 2,387,736	$ 2,708,802	[1]
Service charges	222,189	223,216	275,593	218,747	265,757	266,904	[2]
Rental revenue - Cell Towers	-	-	-	-	-	-	
Penalty revenue	3,514	-	10,657	12,152	12,849	12,152	
Other revenue	25,001	-	-	-	-	-	
Total operating revenues	**2,459,339**	**2,968,448**	**2,797,750**	**3,404,143**	**2,666,342**	**2,987,858**	
Operating expenses:							
Salary & Employee Benefits	-	-	-	104,514	119,988	143,665	[3]
Recycled water purchase	597,313	646,629	592,939	848,157	710,042	752,395	[4]
VRSD contract services - Operations	161,297.65	123,784.84	173,311.16	62,971	12,439.84	66,515	[5]
VRSD contract services - Administration	14,505	16,610	-	-	-	-	
Operating materials and supplies	-	-	-	47,091	7,561	7,350	
Professional services	38,602	7,332	3,372	47,199	5,415	60,230	[6]
Insurance	26,840	26,817	27,094	31,207	28,477	39,008	[7]
Board member fees and reimbursable expenses	1,949	-	-	-	661	-	
Membership and dues	1,070	1,070	1,129	1,035	1,750	1,500	[8]
Conference and seminars	-	-	-	-	-	1,500	
Management and administrative	-	-	2,478	-	12,292	3,203	[9]
Utilities	54,223	66,893	64,799	54,338	56,046	99,212	[10]
Bank service charges	-	-	-	-	-	-	
Permits, licenses and fees	2,009	782	(7,136)	-	362	3,500	
Total operating expenses	**897,808**	**889,918**	**857,986**	**1,196,511**	**955,033**	**1,178,078**	
Operating income(loss) before depreciation	**1,561,531**	**2,078,530**	**1,939,764**	**2,207,632**	**1,711,309**	**1,809,780**	
Depreciation and amortization	394,199	394,199	394,199	394,199	398,062	401,032	
Operating income(loss)	**1,167,332**	**1,684,330**	**1,545,564**	**1,813,433**	**1,313,247**	**1,408,748**	
Non-operating revenues(expenses):							
Interest and investment earnings	-	-	-	-	-	-	
Gain(loss) on sales and/or disposals of assets	-	-	-	-	-	-	
Debt service interest expense	(304,129)	(282,047)	(394,536)	(236,827)	(197,060)	(232,552)	[11]
Overhead cost allocation	(178,649)	(234,909)	(47,057)	(346,706)	(367,172)	(298,041)	[12]
Other, net	-	-	-	-	-	-	
Total non-operating revenues(expenses)	**(482,778)**	**(516,957)**	**(441,593)**	**(583,533)**	**(564,233)**	**(530,593)**	
Change in net assets before capital expenses	**$ 684,554**	**$ 1,167,374**	**$ 1,103,971**	**$ 1,229,899**	**$ 749,015**	**$ 878,156**	
Capital expenses	-	-	-	62,313	62,313	31,046	[13]
Capital expenses - contra	-	-	-	-	-	-	
Capital expenses, net	**-**	**-**	**-**	**62,313**	**62,313**	**31,046**	
Change in net assets	**$ 684,554**	**$ 1,167,374**	**$ 1,103,971**	**$ 1,167,586**	**$ 686,702**	**$ 847,110**	

TRIUNFO WATER & SANITATION DISTRICT

FISCAL YEAR 2024 BUDGET SUMMARY

RECYCLED WATER

COMMENTS

[1] Estimated recycled water sales for FY2024 include increases proposed to go into effect on July 1, 2023, in accordance with Ordinance No. TSD-450, and increases set to go into effect on January 1, 2024, in accordance with percentage increase to the Calleguas Municipal Water District's wholesale supply rate for potable water:

	Estimated TSD Wholesale Sales in Acre Feet [AF]							
	Proposed FY 2024 Budget				Adopted FY 2023 Budget			
Wholesale	*AF*	*HCF*	*$/AF*	*Extension*	*AF*	*HCF*	*$/AF*	*Extension*
Jul-Dec	287.700	125,322	$1,305.60	$375,621	293.57	127,879	$1,248.80	$366,610
Jan-Jun	216.635	94,366	$1,384.00	$299,823	192.87	84,014	$1,305.60	$251,811
Total	504.34	219,688		$675,444	486.44	211,893		$618,421

	Estimated TSD Retail Sales [HCF] to Oak Park and Lake Sherwood							
	Proposed FY 2024 Budget				Adopted FY 2023 Budget			
Retail	*AF*	*HCF*	*$/HCF*	*Extension*	*AF*	*HCF*	*$/HCF*	*Extension*
Jul-Dec	448.49	195,363	$6.18	$1,207,340	601.74	262,120	$5.81	$1,522,917
Jan-Jun	289.51	126,110	$6.55	$826,018	390.27	170,001	$6.07	$1,031,906
Total	738.00	321,472		$2,033,359	992.01	432,121		$2,554,823

[2] Recycled Water Meter Service Charges:

	Adopted FY2023 Budget			Adopted FY2022 Budget		
Meter Size	*Monthly Charge*	*Number of Meters*	*Extension*	*Monthly Charge*	*Number of Meters*	*Extension*
2"	$ 160.61	91	$ 175,386.12	$ 157.46	91	$ 171,946.32
3"	$ 301.13	2	$ 7,227.12	$ 295.22	2	$ 7,085.28
4"	$ 501.88	4	$ 24,090.24	$ 492.03	4	$ 23,617.44
6"	$ 1,003.66	1	$ 12,043.92	$ 983.98	1	$ 11,807.76
		98	$ 218,747.40		98	$ 214,456.80

[3] Salary & Employee benefits represent 10% of the total cost from the Operations employees ($1.44M).

[4] Recycled Water Purchase:

Estimated Acre Feet (AF) Purchase from JPA						
	Proposed FY 2024 Budget			Adopted FY 2023 Budget		
	AF	*$/AF*	*Extension*	*AF*	*$/AF*	*Extension*
Jul-Dec	747.27	$579.44	$432,999.87	904.95	$570.32	$516,111.08
Jan-Jun	551.21	$579.44	$319,395.38	582.21	$570.32	$332,046.01
Total (AF)	1,298.49		$752,395.25	1,487.16		$848,157.09

[5] Services include preventative maintenance and SCADA. For a detailed breakdown of VRSD Contract Services within each project, see Pages 43-44.

[6] Professional Services are primarily comprised of $40K for a rate study, $6K for motor and pump replacements and rebuilds, $4K for motor conrols, $3K for tank inspections, and $2.2K for Aqua-Metric.

[7] Insurance includes $35.5K for the Recycled Water system and $3.5K for the AMI system.

[8] Memberships and Dues consists of WateReuse.

[9] Management & Administrative includes $1.7K for fuel and $1.5K for billing and postage.

[10] Utilities are comprised of electricity and telephone services.

[11] For a detailed breakdown of debt service, see Page 60.

Conversion Chart - Water Equivalents
1 unit = 100 cubic feet [CF] = 1 HCF = 748.05 gallons
1 acre feet [AF] = 435.60 units = 325,851 gallons

TRIUNFO WATER & SANITATION DISTRICT

FISCAL YEAR 2024 BUDGET SUMMARY

RECYCLED WATER

COMMENTS

[12] Overhead cost allocation is the Recycled Water Division's share of TWSD's own administrative overhead.

[13]

Summary of FY 2024 Capital Projects	
Description	**Recycled Water**
Triunfo Water & Sanitation District's Share of Joint Powers Authority	
Recycled Water Reservoir #2 Storm Repairs/Inflow Problems	$31,046
Triunfo Water & Sanitation District's Share of Joint Powers Authority Subtotal	*$31,046*
FY 2024 Capital Projects Estimated Total	**$31,046**

VENTURA REGIONAL SANITATION DISTRICT
1001 PARTRIDGE DRIVE, SUITE 150
VENTURA, CA 93003-0704
805.658.4679

FY24 PROPOSED CUSTOMER BUDGET

Project Number	Account				Quantity	Cost/Price	Extension
223200 ***Triunfo Sanitation District - RW - Maintenance***							
51010	Wages - Regular			Account Total--- $34,678			
		51010		W/WW Electrical/Mechanical Wkr	126	$162.00	$20,412
		51010		Administrative Asst	9	$134.00	$1,206
		51010		Instrumentation Technician	72	$172.00	$12,384
		51010		W/WW Ops Superintendent	4	$169.00	$676
52080	Other Professional Services			Account Total--- $3,089			
		52080	O/S Professional Services		1	$3,088.90	$3,089
52185	Operating Supplies			Account Total--- $12,357			
		52185	Oils, misc repair parts		1	$12,356.75	$12,357
60594	Fund Transfer Out-EQUIPMENT			Account Total--- $2,100			
		60594	Special tools and equipment		1	$2,100.00	$2,100
60598	Fund Transfer Out-FLEET			Account Total--- $1,630			
		60598	Mileage		1000	$1.63	$1,630

Project 223200 Total--- $53,854

Total for this report--- $53,854

Customer Signature: _____ Date: _____
Approval to Start Project

VRSD Signature: _____ Date: _____
Approval to Start Project

VENTURA REGIONAL SANITATION DISTRICT
1001 PARTRIDGE DRIVE, SUITE 150
VENTURA, CA 93003-0704
805.658.4679

FY24 PROPOSED CUSTOMER BUDGET

Project Number	Account				Quantity	Cost/Price	Extension
223201 ***Triunfo Sanitation District - RW - SCADA***							
51010	Wages - Regular		Account Total---	$9,270			
		51010		Instrumentation Technician	48	$172.00	$8,256
		51010		W/WW Ops Superintendent	6	$169.00	$1,014
52185	Operating Supplies		Account Total---	$1,236			
		52185 Parts and supplies			1	$1,236.25	$1,236
60594	Fund Transfer Out-EQUIPMENT		Account Total---	$525			
		60594 Small tools and equipment			1	$525.00	$525
60598	Fund Transfer Out-FLEET		Account Total---	$1,630			
		60598 Mileage			1000	$1.63	$1,630
			Project 223201 Total---	$12,661			
			Total for this report---	$12,661			

Customer Signature: _____ Date: _____
Approval to Start Project

VRSD Signature: _____ Date: _____
Approval to Start Project

Supplemental Information 46-114

Salary & Employee Benefits

Salary & Employee Benefit Summary 46

Staffing Summary 47

Classification Plan 48

Itemization of Expenses

Professional Services 49

Board Member Fees & Expenses 50

Memberships & Dues 51

Staff Conference & Seminars 52

Management & Administrative 53

Permits, Licenses, & Fees 54

Capital Expenses 55

Reserve Level Policy 56

Reserve Analysis 59

Debt Service 60

Las Virgenes - Triunfo JPA FY2022-23 and FY2023-24 Budget 61

JPA FY2023-24 Draft Budget Amendments (May 1, 2023) 101

Budget Glossary 112

TRIUNFO WATER & SANITATION DISTRICT

Salary & Employee Benefits Detail - Fiscal Year 2023-24

Position	Wages	Auto Allowance	FICA/ Medicare	STD/ LTD	Life Insurance	Medical Coverage	401(a) Retirement Plan	StandBy	Overtime	Total
Accountant	103,455		9,583	895	305	22,488	17,070			153,796
Accounting Technician	294,316		25,803	3,580	1,220	89,952	48,561			463,432
Administrative Program Manager	164,936		12,553	895	305	22,488	27,214			228,391
Clerk of the Board	112,104		9,270	895	305	22,488	18,497			163,559
Director of Finance	230,969	4,800	14,482	895	305	22,488	38,110			312,049
Engineering Program Manager	204,223	4,800	12,780	895	305	22,488	33,697			279,188
Environmental Resources Analyst	103,456		8,152	760	440	22,488	17,070			152,366
General Manager	280,744	4,800	15,926	895	305	22,488	46,323			371,481
Operations Manager	190,747	-	12,686	760	440	22,488	31,473			258,594
WWW Operations Supervisor	114,059		10,508	760	440	22,488	18,820			167,075
WWW Worker Meter Maint/Reader	162,844		15,481	1,520	880	44,976	26,868			252,569
WWW Worker-Distribution	260,942		23,674	2,280	1,320	67,464	43,054			398,734
(blank)		-								-
Electrical/Instrumentation Tech	113,287		8,728	760	440	22,488	18,692			164,395
Operation Employees								22,306	20,596	42,902
Grand Total	**$ 2,446,442**	**$ 14,400**	**$ 188,823**	**$ 16,685**	**$ 7,315**	**$ 449,760**	**$ 403,658**	**$ 22,306**	**$ 20,596**	**$ 3,569,985**

TRIUNFO WATER & SANITATION DISTRICT

Staffing Summary - Fiscal Year 2023-24

Position	Full-Time Equivalent Positions				
	FY 2022-2023			FY 2023-2024	
	Allocations	Mid Year Adjustments	Amended	Additions/ Deletions	Allocations
Accountant	1.00	0.00	1.00	0.00	1.00
Accounting Assistant	1.00	0.00	1.00	-1.00	0.00
Accounting Technician	3.00	0.00	3.00	1.00	4.00
Administrative Program Manager	0.50	0.50	1.00	0.00	1.00
Clerk of the Board	0.75	0.00	0.75	0.00	0.75
Director of Finance	1.00	0.00	1.00	0.00	1.00
Engineering Program Manager	0.75	0.25	1.00	0.00	1.00
Environmental Resources Analyst	1.00	0.00	1.00	0.00	1.00
Electrical/Instrumentation Technician	0.00	0.00	0.00	1.00	1.00
General Manager	1.00	0.00	1.00	0.00	1.00
Operations Manager	1.00	0.00	1.00	0.00	1.00
Public Information Officer	0.75	0.00	0.75	0.00	0.75
WWW Operations Supervisor	1.00	0.00	1.00	0.00	1.00
WWW Worker-Distribution	2.00	0.00	2.00	1.00	3.00
WWW Worker-Meter Maint/Reader	2.00	0.00	2.00	0.00	2.00
TOTAL ALLOCATIONS	**16.75**	**0.75**	**17.50**	**2.00**	**19.50**

TRIUNFO WATER & SANITATION DISTRICT

CLASSIFICATION PLAN - Fiscal Year 2023-24

[Salary ranges and annual salaries are subject to change]

Position	Full-Time Equivalent Positions FY 2022-2023 Allocations	Mid Year Adjustments	Amended	FY 2023-2024 Additions/ Deletions	Allocations	* Approximate Annual Salary
Accountant	1.00	0.00	1.00	0.00	1.00	$79,581 - $103,455
Accounting Assistant	1.00	0.00	1.00	-1.00	0.00	$53,864 - $70,022
Accounting Technician	3.00	0.00	3.00	1.00	4.00	$65,472 - $85,113
Administrative Program Manager	0.50	0.50	1.00	0.00	1.00	$129,863 - $165,259
Clerk of the Board	0.75	0.00	0.75	0.00	0.75	$111,485 - $144,930
Director of Finance	1.00	0.00	1.00	0.00	1.00	$174,318 - $226,614
Electrical/Instrumentation Technician	0.00	0.00	0.00	1.00	1.00	$92,309 - $112,676
Engineering Program Manager	0.75	0.25	1.00	0.00	1.00	$155,197 - $200,372
Environmental Resources Analyst	1.00	0.00	1.00	0.00	1.00	$79,581 - $103,455
General Manager	1.00	0.00	1.00	0.00	1.00	$211,885 - $275,451
Operations Manager	1.00	0.00	1.00	0.00	1.00	$143,960 - $187,149
Public Information Officer	0.75	0.00	0.75	0.00	0.75	$117,578 - $152,851
WWW Operations Supervisor	1.00	0.00	1.00	0.00	1.00	$87,738 - $114,059
WWW Worker-Distribution	2.00	0.00	2.00	1.00	3.00	$75,791 - $98,529
WWW Worker-Meter Maint/Reader	2.00	0.00	2.00	0.00	2.00	$75,791 - $98,529
TOTAL ALLOCATIONS	**16.75**	**0.75**	**17.50**	**2.00**	**19.50**	

**Approximate Annual Salary is based on 2,080 hours.*

TRIUNFO WATER & SANITATION DISTRICT

Professional Services

Description	Administration	Wastewater	Potable Water	Recycled Water	Total
AQUA METRIC SALES COMPANY (Sensus Analytics)			$4,883	$117	$5,000
Aqua-Metric Annual Support Fee (% based on # of customers-ACFR)			$89,500	$2,079	$91,579
ArcGIS-Env Sys Res Inst. (GASB96)				$1,000	$1,000
As-Needed Engineering Consultant		$25,000	$25,000		$50,000
Baseline Legal (does not include Capital programs)	$50,000				$50,000
BATTERIES PLUS BULBS (batteries for VG sewer)		$300			$300
brush clearance		$500	$4,000	$500	$5,000
Check scanner annual maint & Software license	$2,000				$2,000
CHP (accident reports)			$200		$200
CINTAS CORP (uniforms)		$2,649	$1,027	$324	$4,000
County Assessor Data File	$1,000				$1,000
Debra West	$10,000				$10,000
Debt Book-Implementation & Subscription GASB 87, 96	$9,000				$9,000
DIAL SECURITY (call center)		$1,750	$1,400	$350	$3,500
DKF Solutions for Training Link	$3,267	$1,337	$1,069	$267	$5,940
ERNESTO PARRA (vehicle repairs)		$2,500	$2,000	$500	$5,000
FGL ENVIRONMENTAL (laboratory + FOG)		$1,000			$1,000
Fiserv, Innovyze, Western NRG, etc. (GASB96)			$6,500		$6,500
Fit Testing and Medical Evaluations		$1,050	$840	$210	$2,100
FTI IT Maint. Services	$16,800				$16,800
FTI-Barracuda. Dattp, Fortigate (GASB96)	$12,000				$12,000
GP Diamond Software Annual Fee including PR addt'l modules (GASB96)	$9,000				$9,000
GP-Diamond software consultant -PR assistance	$15,000				$15,000
Info Tech Srvcs including labor & IT minor equip as needed (FTI)	$20,000				$20,000
iWater-InfraMAP Cloud Software (GASB96)		$5,000			$5,000
J&H ENGINEERING GENERAL CONTRACTORS INC. (leak repairs)			$35,000		$35,000
JIFFY LUBE (oil changes)		$500	$400	$100	$1,000
JV Audit - TWSD Share	$5,175				$5,175
Misc. maintenance	$300				$300
Motor controls		$13,000	$14,000	$4,000	$31,000
Motor rebuilds and replacements		$18,200	$14,000	$4,000	$36,200
Oak Park High School	$414				$414
Other	$621				$621
Paychex	$26,200				$26,200
Potable Water Rate Study			$40,000		$40,000
Pump replacements			$5,000	$2,000	$7,000
Recycled Water Rate Study				$40,000	$40,000
Replace Agoura Road panel				$1,000	$1,000
Rockwell/RS logics (PLC programming)		$1,500	$1,500	$300	$3,300
RON'S POTABLE WELDING (welding as-needed)		$1,000	$800	$200	$2,000
Rotary Club	$1,242				$1,242
SAM HILL & SONS, INC. (leak repairs)			$35,000		$35,000
Searle Creative (Additional Photography, Videography, and Outreach Services)	$24,900				$24,900
Searle PIO Annual Contract	$50,000				$50,000
Tank Inspections			$10,000	$3,000	$13,000
The Acorn	$2,000				$2,000
TIRE MAN AGOURA INC (vehicle maintenance)		$500	$400	$100	$1,000
TWSD Audit: RAMS (Extra Work)	$4,990				$4,990
TWSD Audit: RAMS	$21,975				$21,975
UNDERGROUND SVC ALERT OF S. CAL (dig alert)		$1,324	$514	$162	$2,000
Videographer at TWSD board mtg	$10,800				$10,800
Wastewater Rate Study		$40,000			$40,000
water loss audit			$3,000		$3,000
WM CORPORATE SERVICES, INC. (trash pick-up)		$1,150	$920	$230	$2,300
Zoom, Thinking1, Techsmith, Cloudflare, etc. (GASB96)	$4,000				$4,000
Grand Total	**$300,684**	**$118,259**	**$296,953**	**$60,440**	**$776,336**

TRIUNFO WATER & SANITATION DISTRICT

Board Member Fees & Expenses

Description	Administration	Wastewater	Potable Water	Total
Board Member Expenes	$1,800			$1,800
Misc. Board Member Expense	$1,800			$1,800
Board Member Fees	$45,320	$11,880	$1,980	$59,180
ACWA: 3 days of service			$1,980	$1,980
CASA Attendance (3 conferences, 4 days each)		$7,920		$7,920
CSDA Attendance (1 Conference, 3 Days)	$1,320			$1,320
Days of service for committees and training	$16,500			$16,500
DC Lobbying (6 Days)		$3,960		$3,960
Elected 12 x 2 x $220 (TWSD & JPA)	$26,400			$26,400
Water Re-use attendance	$1,100			$1,100
Conference and Seminar Expenses	$10,036	$34,902	$16,608	$61,546
ACWA Conference Registration: 3 Members x 2 Events @ $900/Event			$5,400	$5,400
ACWA Extra Event: 3 members x 1 Event @ $200/Event			$600	$600
ACWA Lodging: 3 Members x 2 Events x 3 Nights @$300/night			$5,400	$5,400
ACWA Mileage: 3 Members x 2 Events			$3,000	$3,000
ACWA Per Diem: 3 Members x 2 Events x 4 Days @ $80/Day + 15% Gratuity			$2,208	$2,208
CASA Lodging: 3 Members x 3 Events x 3 Nights ($250/Night)		$6,750		$6,750
CASA Mileage: 3 Members x Events		$2,700		$2,700
CASA Per Diem: 3 Members x 3 Events x 4 Days @ $80/Day + 15% Gratuity		$3,312		$3,312
CASA Registration: 3 Members x 3 Events @ $700/Event		$6,300		$6,300
CSDA Conference Registration: 2 Members x 1 Event @ $750/Event	$1,500			$1,500
CSDA Lodging: 2 Members x 1 Event x 3 Nights @ $300/Night	$1,800			$1,800
CSDA Mileage: 2 Members x 1 Event	$1,000			$1,000
CSDA Per Diem: 2 Members x 1 Event x 4 Days @ $80/Day + 15% Gratuity	$736			$736
DC Lobbying Lodging: 3 Members & GM x 5 Nights ($500/Night)		$10,000		$10,000
DC Lobbying Per Diem: 3 Members & GM x 5 Days ($80/Day + 15% Gratuity)		$1,840		$1,840
DC Lobbying Transportation: 3 Members & GM		$4,000		$4,000
TBD: Conference registration: 5 events @ $1,000/event	$5,000			$5,000
District Portion - Other Board Member Benefits		$918	$153	$1,071
Elected benefit cost/medicare/fica deferred		$918	$153	$1,071
FICA/MCARE-Board Member	$4,284			$4,284
Elected benefit cost/medicare/fica deferred	$4,284			$4,284
Grand Total	**$61,440**	**$47,700**	**$18,741**	**$127,881**

TRIUNFO WATER & SANITATION DISTRICT

Memberships and Dues

Description	Administration	Wastewater	Potable Water	Recycled Water	Total
ACWA membership			$26,000		$26,000
AWA Annual Membership			$75		$75
CASA Dues		$18,000			$18,000
CRWA (Cal Rural Water Assoc) Membership Dues			$1,242		$1,242
CSDA Membership Dues	$9,500				$9,500
CUWCC Membership Dues (Water Conservation)			$2,738		$2,738
GFOA/CSMFO/COA Review	$1,200				$1,200
Greater Conejo Chamber of Commerce	$575				$575
Liebert, Cassidy, & Whitmore	$4,900				$4,900
Miscellaneous Membership Dues	$1,500				$1,500
VCSDA Dues	$150				$150
Water Re-use dues				$1,500	$1,500
Grand Total	**$17,825**	**$18,000**	**$30,055**	**$1,500**	**$67,380**

TRIUNFO WATER & SANITATION DISTRICT

Staff Conferences and Seminars

Description	Administration	Wastewater	Potable Water	Recycled Water	Total
HR Trainning	$2,000				$2,000
Risk Management Training	$1,000				$1,000
Training/Certificates		$7,500	$6,000	$1,500	$15,000
Training/Conferences	$5,000				$5,000
Grand Total	**$8,000**	**$7,500**	**$6,000**	**$1,500**	**$23,000**

TRIUNFO WATER & SANITATION DISTRICT

Management and Administrative

Description	Administration	Wastewater	Potable Water	Recycled Water	Total
370 N. Westlake - Common Area Expenses	$10,000				$10,000
370 N. Westlake - $15,754/mo (July 2023 - August 2023)	$31,508				$31,508
370 N. Westlake - $16,226/mo (March 2024 - June 2024)	$64,904				$64,904
370 N. Westlake - $16,226/mo (September 2023 - January 2024)	$81,130				$81,130
Cell Phone Upgrades	$3,000				$3,000
iPads	$6,000				$6,000
WEX BANK (fuel cards)		$13,905	$5,392	$1,703	$21,000
Document Processing			$2,500		$2,500
General Admin Expenses			$2,000		$2,000
Mail Mgr Billing & Mailing			$35,000		$35,000
Offsite storage (Access)	$2,000				$2,000
Postage			$25,000		$25,000
Printing usage/maintenance	$5,400				$5,400
Readyfresh water service	$1,200				$1,200
Shipping	$500				$500
Shredding service	$1,200				$1,200
FGL ENVIRONMENTAL (laboratory + FOG)			$15,000		$15,000
Tax Collector's Fee for WW Segment (Tax Rolls) (~$8.42M @ 0.25%)		$21,050			$21,050
Tax Collector's Fee for WW Segment (Tax Rolls) (~$8.42M @ 0.29%)		$24,418			$24,418
Water Conservation Rebates			$3,312		$3,312
CAFR Application Fee	$460				$460
UPS STORE (meter warranties)			$500		$500
Office supplies	$7,000				$7,000
Mail Mgr-billing inserts			$6,700		$6,700
Printing & Binding		$1,500			$1,500
Printing-billing inserts			$7,500		$7,500
Mail Mgr Billing & Postage				$1,500	$1,500
Copiers-Good Suite Maintenance	$5,500				$5,500
Postage meter lease-FP Mailing Solutions	$2,000				$2,000
Grand Total	**$221,802**	**$60,873**	**$102,904**	**$3,203**	**$388,782**

TRIUNFO WATER & SANITATION DISTRICT

Permits, Licenses, and Fees

Description	Administration	Wastewater	Potable Water	Recycled Water	Total
APCD, SWRCB, etc.		$8,500			$8,500
COUNTY OF VENTURA (backflow, water services, excavation permits)		$5,000	$10,000		$15,000
LA County Public Works for Sewage Disposal		$35,000			$35,000
LAFCo annual fee	$15,000				$15,000
Miscellaneous permits/fees.	$3,000				$3,000
STATE WATER RESOURCE CONTROL BOARD (permits)		$17,500	$14,000	$3,500	$35,000
SWRCB; Encroachment; EHD; etc.			$43,000		$43,000
Tillman Capital Portion of ASSSCS (City of LA)		$92,600			$92,600
TSD flow to Tillman plant O&M (City of LA)		$121,400			$121,400
VENTURA COUNTY AIR POLLUTION CONTROL DISTRICT (generator permits)		$3,150	$1,050		$4,200
Grand Total	**$18,000**	**$283,150**	**$68,050**	**$3,500**	**$372,700**

TRIUNFO WATER & SANITATION DISTRICT

Capital Expenses

Description	Administration	Wastewater	Potable Water	Recycled Water
Triunfo Water & Sanitation District				
Bishopswood Expansion Feasibility Study	$25,000			
Maintenance Truck - Electrical/Instrumentation	$85,000			
Savoy Pump Station Replacement Design			$25,000	
Triunfo Water & Sanitation District Subtotal	***$110,000***	***$0***	***$25,000***	***$0***
Triunfo Water & Sanitation District's Share of Joint Powers Authority				
003 Discharge Point Rehabilitation		$163,170		
Centrifuge Rebuild		$69,102		
Concrete Corrosion Repair-Tapia		$77,616		
Fire Hardening-JPA Facilities		$77,616		
Grit Chamber Mixing System Replacement		$58,212		
Hach Equipment Replacement		$244,755		
Malibou Lake Siphon		$177,375		
Pure Water Project		$3,895,806		
Rancho Las Virgenes New Flare		$163,170		
Rancho Las Virgenes Storm Water Diversion		$50,539		
Rancho Reliability Improvements FY22-24		$38,808		
Rancho SCADA Improvements		$77,616		
Recycled Water Reservoir #2 Storm Repairs/Inflow Problems				$31,046
SCADA System Communication Upgrades		$189,336		
Site Security Assessment/Improvement - JPA		$100,901		
Tapia Aluminum Sulfate Tank Replacement		$93,396		
Tapia Control Building Rehab		$247,366		
Tapia Effluent Pump Station Rehabilitation		$1,066,153		
Tapia Facility Improvements FY22-24		$38,808		
Tapia Flood Wall Improvements		$58,212		
Tapia Flow Equalization		$979,020		
Tapia Sludge Wet Well Piping Replancement		$14,700		
Tapia Tertiary Filter Rehabilitation		$14,700		
Triunfo Water & Sanitation District's Share of Joint Powers Authority Subtotal	***$0***	***$7,896,375***	***$0***	***$31,046***
FY 2024 Capital Projects Estimated Total	**$110,000**	**$7,896,375**	**$25,000**	**$31,046**

TRIUNFO
WATER & SANITATION DISTRICT

Providing Outstanding Service Since 1963

Board of Directors
James Wall, Chair
Raymond Tjulander, Vice Chair
Janna Orkney, Director
Leon Shapiro, Director
Vacant, Director

2.0 Reserve Level Policy
Revised: 01/27/2020

Reserve Level Policy

PURPOSE

Triunfo Water & Sanitation District (District) is an enterprise public agency, providing sewer, potable water, and reclaimed water to its customers. The District recovers its cost of providing these services through fees and charges. The District requires adequate reserves to ensure the District maintains a prudent level of financial resources to cyclical variations in revenues and expenses and to protect against reducing service to withstand economic downturns, protect against catastrophic events, unforeseen revenue declines, short-term capital improvements, and operating cash flow needs.

POLICY

It is the policy of the District that all funds held in reserve be designated to specific uses, and to take into consideration the minimum level necessary to maintain the District's credit worthiness and adequately provide for operating reserves, future debt or capital obligations, cash flow requirements, and legal requirements. This policy is in conformity with Generally Accepted Accounting Practices (GAAP), Government Finance Officers Association (GFOA) and Governmental Accounting Standards Board (GASB) Guidance. Reserve levels will be set as follows:

A. Restricted Reserves

The District will maintain reserves in an amount equal to funds restricted by legal requirements, contractual agreements, and trustee requirements. The District is limited in the means in which it may use restricted cash reserves due to legal requirements and contractual agreements.

1. **Debt Service Reserve Funds**
   Cash is held as a surety that the annual debt payment and interest will be made. Established as prescribed by the bond covenants adopted at the time of the issuance of debt and maintained until the final debt service payment is made or the debt issue is defeased. The funds cannot be used for any other purpose.

2. **Capital Reserve Fund**
   Included in this fund is the connection fee collected from developers to pay for the new facilities necessary to deliver water and wastewater service to newly developed property.

3. **Customer Deposits Fund**

Monies are held on behalf of District customers as required for their utility account. Deposits on utility accounts are released when refunded to the customer. The balance in this fund will fluctuate depending on the number of utility customer deposits are required.

B. Designated Reserves

The District will have available cash reserve to cover operating shortfalls to be used for both short term cash flow and contingency planning for unforeseen situations such as unexpected increases in costs or declines in revenues, legislative or judicial mandates, new or expanded services or programs, natural disaster emergencies, one-time Board approved non-capital expenditures or capital needs, and interruptions in billing process to customers.

1. **Capital Improvement and Capital Replacement Reserves Fund**

   The District shall establish and maintain fund equal to the 5-year rolling average of the capital improvement projects outlined in the annually updated Five-Year Capital Improvement Plan. The calculation of funds maintained in this category will exclude any funding obtained from outside sources such as loans, grants, or bond funding.

2. **Operating Fund**

The District will maintain cash in the operating fund at a minimum level equal to three months of its annual operating expenses and a maximum level equal to six months of its annual operating expenses, excluding depreciation. This reserve bridges the gap between the time expenses are paid and the time revenues from the same service are collected from customers. The fund will ensure continuity of service regardless of cash flow.

3. **Debt Service Reserve Fund**

The District shall establish and maintain funds equivalent to one year's debt service obligations. This fund will provide additional security for the payment of annual debt service if rates and other funds are insufficient or not available.

4. **Rate Stabilization**

The District will maintain cash in the rate stabilization fund at a minimum level equal to three months of its annual operating revenues and a maximum level equal to six months of its annual operating revenues, excluding connection fees. The fund will be used during temporary revenue shortfalls to avoid reducing service levels or raising fees.

GUIDELINES

Finance shall perform a reserve analysis to be submitted to the Board of Directors as follows:

- Board of Directors' deliberation of the annual budget; and
- When a major change in conditions threatens the reserve levels established within this policy.

TRIUNFO WATER & SANITATION DISTRICT

FISCAL YEAR 2024 BUDGET SUMMARY

RESERVE ANALYSIS

Description	Actual FY 2020 Yearend	Actual FY 2021 Yearend	Actual FY 2022 Budget	Adjusted FY 2023 Budget	Estimated FY 2023 Yearend	Proposed FY 2024 Budget	
WASTEWATER DIVISION							
Restricted reserves:							
Customer Deposits Fund	639,200	643,200	662,200	662,200	662,200	639,200	[1]
Total restricted reserves	639,200	643,200	662,200	662,200	662,200	639,200	
Designated reserves:							
Capital Improvement and Capital Replacement Reserves Fund	-	-	2,068,130	4,134,137	4,134,137	3,819,036	[1] [2]
Operating Fund	3,820,065	5,068,303	4,354,745	3,209,902	4,662,268	3,991,657	[4] [7]
Rate Stabilization	2,619,877	5,025,635	5,274,465	3,661,372	4,846,011	4,621,649	[4] [7]
Total assigned reserves	6,439,942	10,093,938	11,697,340	11,005,411	13,642,416	12,432,342	
Total reserve level balance	$ 7,079,142	$ 10,737,138	$ 12,359,540	$ 11,667,611	$ 14,304,616	$ 13,071,542	
POTABLE WATER DIVISION							
Restricted reserves:							
Debt Service Reserve Funds	602,000	602,000	-	-	-	-	
Customer Deposits Fund	61,525	70,915	79,735	79,735	79,735	61,525	[1]
Total restricted reserves	663,525	672,915	79,735	79,735	79,735	61,525	
Designated reserves:							
Capital Improvement and Capital Replacement Reserves Fund			1,265,140	1,541,333	2,827,641	3,395,776	[1] [7]
Operating Fund	2,883,734	3,127,125	2,719,531	3,033,482	2,556,782	3,491,922	[5]
Debt Service Reserve Fund	816,435	816,435	816,435	1,478,276	1,478,276	1,481,611	[1] [7]
Rate Stabilization	330,670	1,561,126	4,632,902	4,780,151	4,891,868	6,597,822	[5]
Total assigned reserves	4,030,839	5,504,686	9,434,008	10,833,242	11,754,567	14,967,131	
Total reserve level balance	$ 4,694,364	$ 6,177,601	$ 9,513,743	$ 10,912,977	$ 11,834,302	$ 15,028,656	
RECYCLED WATER DIVISION							
Designated reserves:							
Capital Improvement and Capital Replacement Reserves Fund			434,449	437,439	400,293	593,462	[1] [7]
Operating Fund	444,959	662,346	571,991	797,674	881,470	984,079	[5]
Debt Service Reserve Fund	977,398	977,398	977,398	1,991,508	1,991,508	1,990,698	[1] [7]
Rate Stabilization	1,960,283	2,745,232	2,511,500	2,115,496	1,591,824	1,805,868	[5]
Total assigned reserves	3,382,640	4,384,976	4,495,338	5,342,117	4,865,095	5,374,107	
Total reserve level balance	$ 3,382,640	$ 4,384,976	$ 4,495,338	$ 5,342,117	$ 4,865,095	$ 5,374,107	
CONSOLIDATED							
Restricted reserves:							
Debt Service Reserve Funds	602,000	602,000	-	-	-	-	
Customer Deposits Fund	700,725	714,115	741,935	741,935	741,935	700,725	
Total restricted reserves	1,302,725	1,316,115	741,935	741,935	741,935	700,725	
Designated reserves:							
Capital Improvement and Capital Replacement Reserves Fund	-	-	3,767,719	6,112,909	7,362,071	7,808,274	
Operating Fund	7,148,758	8,857,774	7,646,267	7,041,058	8,100,520	8,467,658	
Debt Service Reserve Fund	1,793,833	1,793,833	1,793,833	3,469,784	3,469,784	3,472,308	
Rate Stabilization	4,910,830	9,331,993	12,418,867	10,557,019	11,329,703	13,025,339	
Total assigned reserves	13,853,421	19,983,600	25,626,686	27,180,770	30,262,078	32,773,579	
Total reserve level balance	$ 15,156,146	$ 21,299,715	$ 26,368,621	$ 27,922,705	$ 31,004,013	$ 33,474,304	

[1] Meets Recommended Reserve FY2024.
[2] Capital Improvement Funds include TWSD, JPA and PWP PayGo. (Pure Water Project not included.)
[3] No Money in Reserve ; Recommended 3 to 6 Months
[4] ~ 3 Months in Reserves for FY2024, respectively; Recommended 3 to 6 Months
[5] ~8 Months in Reserves for FY2024; Recommended 3 to 6 Months
[6] Pure Water Project-estimated $3.9M for FY2024. Grants and loans are not known at this time.
[7] Additional funds were designated for future unanticipated CIPs and debt service.

TRIUNFO WATER & SANITATION DISTRICT

DEBT SERVICE

OUTSTANDING DEBT SERVICE SUMMARY

	Potable Water *Loan #2222906*	Potable Water (97.73%) *Loan #2222906*	Recycled Water (2.27%) *Loan #2222906*	Recycled Water *Loan #5670425917*	Recycled Water (Taxable) *Loan #5670426117*	Combined Loan Amount
Original Loan Amount	$4,925,000	$1,493,314	$34,686	$5,569,000	$3,249,000	$15,271,000
Interest Rate	1.96%	1.70%	1.70%	2.55%	3.95%	n/a
Due Dates	Nov and May	Nov and May	Nov and May	Aug and Feb	Aug and Feb	n/a
Lender	[1]	[1]	[1]	[2]	[2]	
Balance Due as of June 30, 2023	$3,984,000	$1,134,645	$26,355	$4,797,000	$2,927,000	$12,869,000
Principal Payment through June 30, 2024	$464,000	$180,801	$4,200	$481,000	$278,000	$1,408,000
Interest Payment through June 30, 2024	$75,813	$18,525	$430	$119,251	$112,871	$326,890
Balance Due as of June 30, 2024	$3,520,000	$953,844	$22,156	$4,316,000	$2,649,000	$11,461,000

Notes:

[1] Lender: Bank of America

[2] Lender: Pacific Premier Bank

Additional Information

Loan #2222906	Description:	Construction of Conifer Tank
	Original Loan Amount:	$4,925,000.00
	Description:	Acquisition and installation of Advanced Metering Infrastructure
	Original Loan Amount:	$1,528,000.00
	Term:	November 2021- November 2030
	Total	$6,453,000.00
	Description:	Purchase of Recycled Water System from CMWD
Loan #5670425917	Original Loan Amount:	$5,569,000.00 (Tax Exempt)
Loan #5670426117	Original Loan Amount:	$3,249,000.00 (Taxable)
	Term:	February 2022 to February 2032
	Original Loan Amount:	$8,818,000.00

Las Virgenes – Triunfo Joint Powers Authority

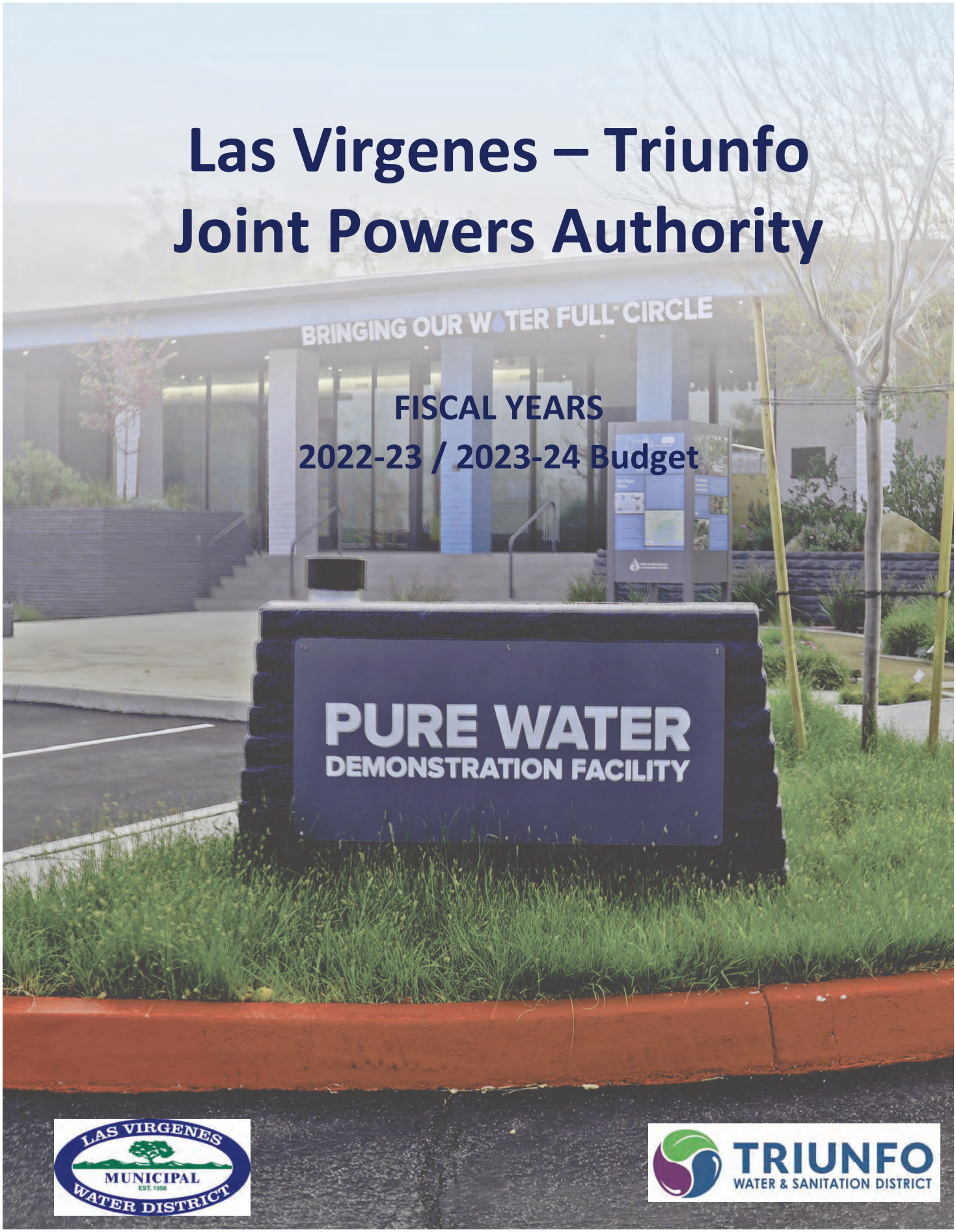

FISCAL YEARS 2022-23 / 2023-24 Budget

LAS VIRGENES MUNICIPAL WATER DISTRICT EST. 1958

TRIUNFO WATER & SANITATION DISTRICT

Las Virgenes – Triunfo
Joint Powers Authority

Fiscal Year 2022-23
And
Fiscal Year 2023-24

Las Virgenes Municipal Water District
Jay Lewitt - Chair
Leonard Polan
Charles Caspary
Lynda Lo-Hill
Lee Renger

David Pedersen – General Manager

Triunfo Water & Sanitation District
Leon Shapiro - Vice Chair
Raymond Tjulander
Jane Nye
Janna Orkney
James Wall

Mark Norris – General Manager

Administering Agency:
Las Virgenes Municipal Water District
4232 Las Virgenes Road
Calabasas, CA 91302-1994
818.251.2100
www.lvmwd.com

DATE: June 13, 2022

TO: Las Virgenes-Triunfo Joint Powers Authority (JPA) Board of Directors

Presented to the Board for adoption is the Fiscal Year 2022-23 JPA Budget, and for approval the Fiscal Years 2022-24 JPA Budget Plan. The proposed Fiscal Year 2022-23 Operating Budget of $22.7 million represents a net increase of 23.0% over the adopted Fiscal Year 2021-22 Budget, and the proposed Fiscal Year 2023-24 Budget of $24.1 million represents an increase of 5.9% over the proposed Fiscal Year 2022-23 Budget. Labor costs represent the largest component of the increase to the operating budgets. New capital appropriations of $13.4 million in Fiscal Year 2022-23 and $26.9 million in Fiscal Year 2023-24 will provide resources necessary for the Pure Water Project Las Virgenes- Triunfo, as well as necessary facility maintenance to ensure continued delivery of high- quality service. The increases in capital expenditures defray some of the increases from labor and other general and administrative (G&A) costs that would have otherwise been allocated to the operating budget.

During Fiscal Years 2022-24, the JPA will continue efforts to maximize its use of recycled water, reduce discharges to Malibu Creek, achieve long-term compliance with environmental regulations and renew aging infrastructure. The proposed budget addresses these and other key JPA priorities to ensure the continued delivery of high- quality services to its customers. The following key issues and initiatives are among those addressed in the budget:

Pure Water Project Las Virgenes-Triunfo

On August 1, 2016, the JPA Board selected indirect potable reuse using Las Virgenes Reservoir as the preferred alternative to comply with future nutrient loading limitations for Malibu Creek, and to maximize the JPA's beneficial use of recycled water. Subsequently, the effort was renamed the Pure Water Project Las Virgenes-Triunfo. During Fiscal Year 2020-21, the JPA began operations of the Pure Water Demonstration Project. During that same period, the JPA engaged a firm to provide advisor/program management services to the JPA for the Pure Water Project Las Virgenes-Triunfo. During Fiscal Year 2021-2022, the District began developing the design criteria for the project, developed the environmental documentation for the program, and engaged in public outreach activities to help progress the project.

In the next two-year budget cycle, the District will continue to develop this project and move towards construction. The remainder of 2022 will include finalization of the environmental document including public meetings and outreach to agencies and local tribes; finalization of the design criteria for the project; and development of procurement documents to find a design builder for the Advanced Water Purification Facility (AWPF), and a pipeline designer for the transmission lines. It is anticipated that the design of the facility and pipelines will continue through the next budget cycle, with the goal to start construction in 2026. The District will continue to pursue funding and financing opportunities through this period to support the program.

Investments in the Future

The Fiscal Year 2022-24 Budget Plan also includes investments in a number of important projects to ensure the reliability of the JPA's services to its customers in the future. The following are examples of those projects:

- Tapia Reliability Improvements
- 003 Discharge Point Rehabilitation
- SCADA system communication upgrades

In summary, the JPA is well-positioned for the challenges in the years ahead. The JPA will continue reducing discharges to Malibu Creek, while creating a locally-sourced treated, and used water source. The budget provides for the solution to move forward ensuring sufficient resources are dedicated to continue delivering high-quality, reliable services to the JPA's customers for many years to come.

ACKNOWLEDGEMENTS

This budget document represents the hard work and dedication of many employees who thoughtfully and carefully considered the resources needed to achieve the quality of services expected by customers, while remaining stewards of the JPA's funds.

Very Truly Yours,

David W. Pedersen, P.E.
Administering Agent/General Manager

BUDGET OVERVIEW

The following pages present an overview of the Fiscal Year 2022-24 Joint Powers Authority Budget created within the terms of the Joint Powers Authority agreement. There are no changes between proposed and adopted budget for Fiscal Years 2022-23 and 2023-24.

Source of Joint Powers Authority Funds

The Joint Powers Authority (JPA) receives revenue from sales of recycled water, compost sales and from interest revenue, but the JPA partners contribute most of the funds for the JPA, as shown below:

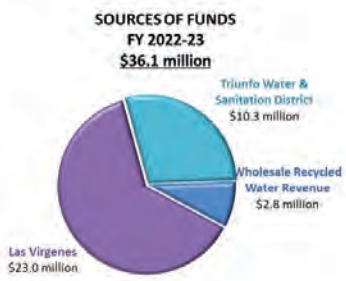

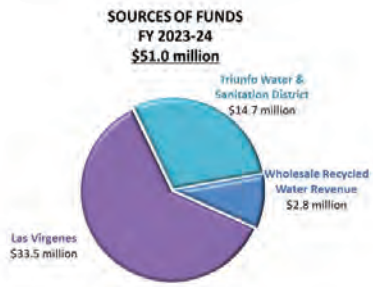

The operating expenses of the JPA are allocated to the participants in four ways, depending upon the type of expenses. The basis of allocation is:

- Participants' reserve capacity rights in the trunk sewer (FY 2022-23 and FY 2023-24: LVMWD 39.4%; TWSD 60.6%),
- Participants' reserve capacity rights in the treatment plant and recycled water system (FY 2022-23 and FY 2023-24: LVMWD 70.6%; TWSD 29.4%),
- Participants' flow into the treatment plant (varies monthly – FY 2022-23 and FY 2023-24 are projected to be LVMWD 63.3%; TWSD 36.7%), or
- Equal shares by participants for audit and meter station expense.

LAS VIRGENES - TRIUNFO JOINT POWERS AUTHORITY
WORKING CAPITAL ANALYSIS - SOURCES OF FUNDS

	FY2020-21 ACTUAL	FY2021-22 BUDGET	FY2021-22 EST ACTUAL	FY2022-23 BUDGET	FY2023-24 BUDGET
Operating Revenue					
Recycled Water Revenue					
Las Virgenes Municipal Water District	1,991,716	1,954,050	1,589,924	2,037,475	2,051,967
Triunfo Water & Sanitation District	646,628	573,984	504,050	653,148	657,724
Total Recycled Water Revenue	2,638,344	2,528,034	2,093,974	2,690,623	2,709,691
Other	52,229	80,000	2,910,600	65,000	65,000
Total Operating Revenue	2,690,573	2,608,034	5,004,574	2,755,623	2,774,691
Participant's Contribution					
Las Virgenes Municipal Water District					
Operations	12,974,724	10,697,983	9,678,273	13,544,725	14,462,014
Capital Projects	4,966,976	8,740,169	4,033,063	9,431,290	19,036,598
Total Las Virgenes	17,941,700	19,438,152	13,711,336	22,976,015	33,498,612
Triunfo Water & Sanitation District					
Operations	6,138,880	5,150,881	4,579,188	6,409,283	6,822,204
Capital Projects	2,068,401	3,639,674	1,679,470	3,918,576	7,927,422
Total Triunfo	8,207,281	8,790,555	6,258,658	10,327,859	14,749,626
Total Sources of Funds	28,839,554	30,836,741	24,974,568	36,059,497	51,022,929

The following graph shows the participant's sewage flows for ten years. The reduction in flows reflects low growth policies of cities within the watershed, diversion of some sewage to the City of Los Angeles, water allocations to customers within the respective sewer service areas of the Joint Powers Authority partners, and conservation efforts due to the on-going statewide drought for the last several years.

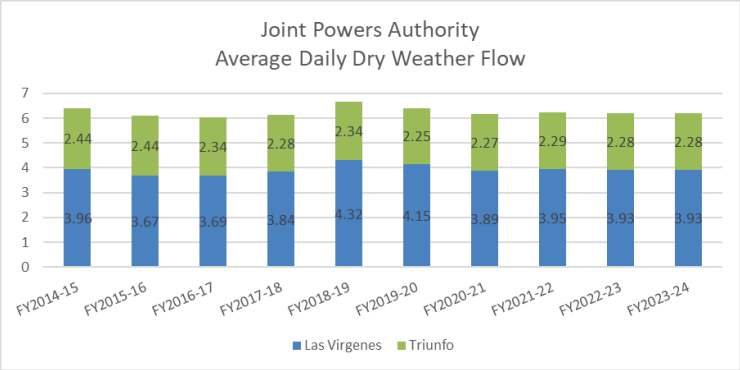

Use of Joint Powers Authority Funds

For operations and capital improvement projects, the use of funds in the proposed budget is $36.1 million for FY 2022-23, and $51.0 million for FY 2023-24, as shown below.

Fiscal Year 2022-23 budgeted operating expenses increased by 23.0% over the Fiscal Year 2021-22 Budget; and increased 17.9% when compared to Fiscal Year 2021-22 estimated actuals. JPA operating expenses have trended higher than budget in the prior two years. The increase to the Fiscal Year 2022-23 Budget bridges that gap and aligns expectations closer to actual expenses experienced. Increasing costs versus Fiscal Year 2021-22 estimated actuals are mainly a function of projected increased labor costs that flow to the JPA through internal service fund allocations. Fiscal Year 2023-24 budgeted operating expenses are projected to increase by 5.9% over the Fiscal Year 2022-23 Budget

LAS VIRGENES - TRIUNFO JOINT POWERS AUTHORITY
WORKING CAPITAL ANALYSIS - USES OF FUNDS

	FY2020-21 ACTUAL	FY2021-22 BUDGET	FY2021-22 EST ACT	FY2022-23 BUDGET	FY2023-24 BUDGET
Operating Expenses					
Las Virgenes Municipal Water District	14,717,819	12,458,406	13,001,874	15,419,839	16,360,058
Triunfo Water & Sanitation District	7,086,358	5,998,492	6,260,161	7,289,792	7,698,851
Total Operating Expenses	21,804,177	18,456,898	19,262,035	22,709,631	24,058,909
Capital Projects					
Las Virgenes Municipal Water District	4,966,976	8,740,169	4,033,063	9,431,290	19,036,598
Triunfo Water & Sanitation District	2,068,401	3,639,674	1,679,470	3,918,576	7,927,422
Total Capital Projects	7,035,377	12,379,843	5,712,533	13,349,866	26,964,020
Total Uses of Funds	28,839,554	30,836,741	24,974,568	36,059,497	51,022,929

Las Virgenes - Triunfo
Joint Powers Authority
Allocated Net Expense Summary
(Dollars in Thousands)

	FY20-21 Actual	FY21-22 Est Actual	FY22-23 Budget	FY23-24 Budget
JPA Revenues	2,691	5,005	2,756	2,775
JPA Expenses	21,804	19,262	22,710	24,059
Net Operating Expense	19,113	14,257	19,954	21,284
LVMWD	12,974	9,678	13,545	14,462
TWSD	6,139	4,579	6,409	6,822
Total Allocated Expenses	19,113	14,257	19,954	21,284

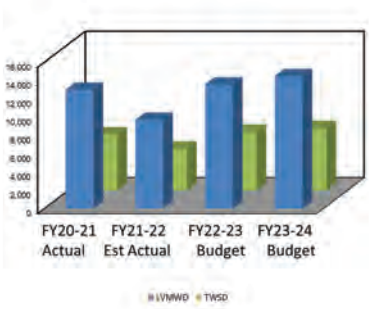

Wholesale Recycled Water Rates

Wholesale price of recycled water, that is, the price that the JPA charges to its two customers—Las Virgenes Municipal Water District and Triunfo Water & Sanitation District represents the operating costs of recycled water. The July 1, 2022 proposed wholesale rate for recycled water with pumping is $570.32 per acre foot, an increase of $113.69 or 24.9% over the FY 2021-22 per acre foot rate. The July 1, 2023 proposed wholesale rate for recycled water with pumping is $574.31 per acre foot. For FY 2022-23 wholesale recycled water delivered to the Las Virgenes Valley, which does not require additional pumping, the proposed rate of $435.24 per acre foot is an increase of 23.28% per acre foot compared to the prior year.

For FY 2023-24 wholesale recycled water delivered to the Las Virgenes Valley, which does not require additional pumping, the proposed rate of $439.23 per acre foot is an increase of 24.41% per acre foot over FY 2021-22.

Allocation of General and Administrative Costs

The general and administrative costs of Las Virgenes Municipal Water District are distributed among its three enterprises (potable water, recycled water and sanitation), its capital improvement projects, and the operations of the JPA. In accordance with the original Joint Powers Authority agreement, the general and administrative costs are distributed to the JPA based upon direct labor hours.

Capital Improvement Projects

The Capital improvement projects are shown by enterprise (Recycled Water and Sanitation) and by project number. This corresponds to the classification of the funding by LVMWD and agrees with the JPA capital budget.

On-going Review of Budget and Ability to Adjust to Economic Conditions

As part of the budget process, staff provides the Board with quarterly reports that reflect budget-to-actual results during the fiscal year. During Fiscal Year 2022-23, these quarterly reports will be critical to assess whether or not the JPA's revenues and expenditures are in-line with budgeted projections.

As staff continues to monitor the JPA's financial position, any proposed adjustments or budget reduction proposals will be presented to the Board with an analysis of the anticipated impacts to the organization and its customers, both in the near and long-terms. This approach will support the Board to adapt the JPA's response to the most current financial conditions, while minimizing the impact on the essential services provided to customers.

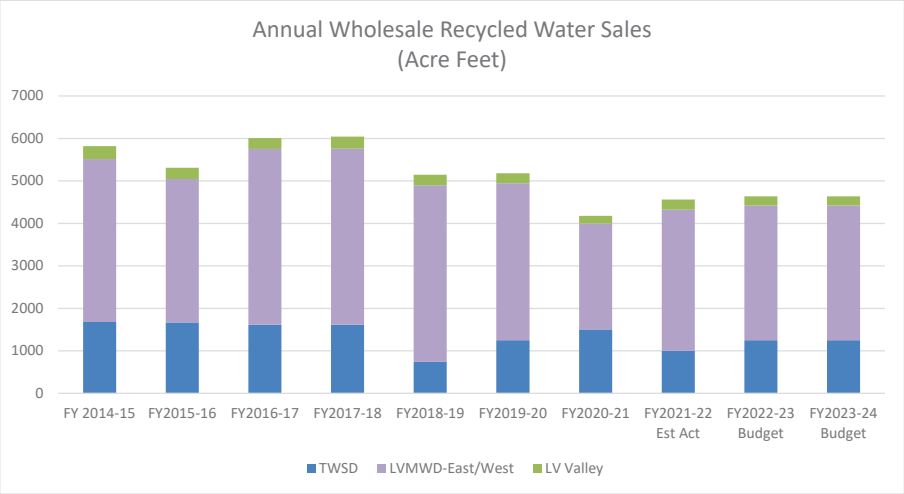

	FY 2014-15	FY2015-16	FY2016-17	FY2017-18	FY2018-19	FY2019-20	FY2020-21	FY2021-22 Est Act	FY2022-23 Budget	FY2023-24 Budget
TWSD	1677	1668	1616	1616	740	1250	1505	1000	1251	1251
LVMWD-East/West	3839	3378	4139	4145	4158	3698	2492	3323	3171	3171
LV Valley	303	263	255	280	248	232	179	239	216	216

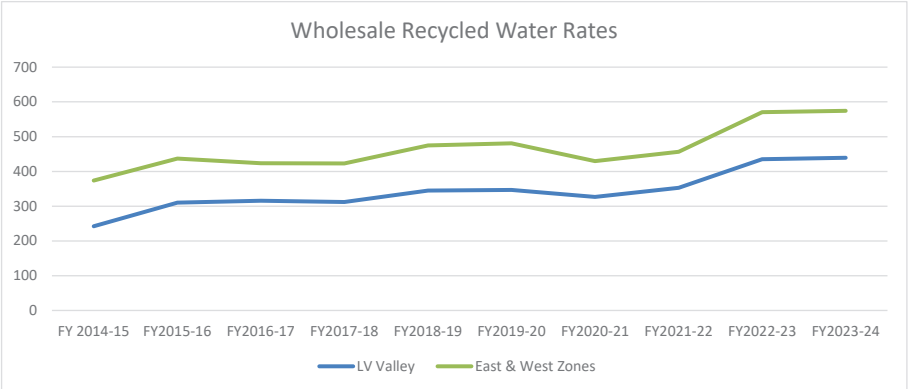

	FY 2014-15	FY2015-16	FY2016-17	FY2017-18	FY2018-19	FY2019-20	FY2020-21	FY2021-22	FY2022-23	FY2023-24
LV Valley	242.21	310.08	315.53	311.96	344.83	346.65	326.32	353.04	435.24	439.23
East & West Zones	373.72	436.96	423.41	423.13	474.80	480.53	429.91	456.63	570.32	574.31

RW WHOLESALE RATE COMPUTATIONS

FY 2022-23 Budgeted Costs	Total Cost	Base Cost	Add'l Pumping	East-West Cost
Pump Stations	1,219,592	604,592	615,000	
Reservoirs	102,318	102,318		
System Operations	34,970	34,970		
Distribution	283,019	283,019		
RW Operations	1,639,899			
RW Ops/JPA Ops	7.4%			
Total JPA Admin	1,200,016			
RW Administration	88,201	88,201		
subtotal:Operations & Admin	1,728,100	1,113,100		
Depreciation FY20-21	962,541	962,541	-	
Total Cost	$ 2,690,641	$ 2,075,641	$ 615,000	
Costs per Acre Foot		$ 435.24	$ 135.08	$ 570.32

FY 2022-23 Estimated Deliveries

	Acre Feet	Rate		
LV Valley	216	$ 435.24	/AF	$ 94,011.84
LVMWD East	1,519	$ 570.32	/AF	$ 866,316.08
LVMWD West	1,889	$ 570.32	/AF	$ 1,077,147.08
Total LVMWD	3,624			$ 2,037,475.00
TWSD	1,145	$ 570.32	/AF	$ 653,148.00
	4,769			$ 2,690,623.00

FY 2023-24 Budgeted Costs	Total Cost	Base Cost	Add'l Pumping	East-West Cost
Pump Stations	1,222,799	607,799	615,000	
Reservoirs	105,147	105,147		
System Operations	37,376	37,376		
Distribution	295,005	295,005		
RW Operations	1,660,327			
RW Ops/JPA Ops	7.0%			
Total JPA Admin	1,234,819			
RW Administration	86,808	86,808		
subtotal:Operations & Admin	1,747,135	1,132,135		
Depreciation FY20-21	962,541	962,541	-	
Total Cost	$ 2,709,676	$ 2,094,676	$ 615,000	
Costs per Acre Foot		$ 439.23	$ 135.08	$ 574.31

FY 2023-24 Estimated Deliveries

	Acre Feet	Rate		
LV Valley	216	$ 439.23	/AF	$ 94,873.68
LVMWD East	1,519	$ 574.31	/AF	$ 872,376.89
LVMWD West	1,889	$ 574.31	/AF	$ 1,084,716.59
Total LVMWD	3,624			$ 2,051,967.16
TWSD	1,145	$ 574.31	/AF	$ 657,724.00
	4,769			$ 2,709,691.16

FISCAL YEAR 2022-23 OPERATING BUDGET

ALLOCATION OF JOINT POWERS EXPENSES TO PARTICIPANTS

EXPENSES (REVENUES)	JPA EXPENSES BY ALLOCATION GROUPS					
SEWER EXPENSE	636,862	0	0	0	0	636,862
TREATMENT RECLAMATION	0	7,856,072	2,370,762	0	0	10,226,834
TREATMENT COMPOSTING	0	5,505,093	2,066,839	0	0	7,571,932
TREATMENT INJECTION	0	117,200	265,300	0	0	382,500
PUMP STATIONS	0	1,219,592	0	0	0	1,219,592
TANKS/RESERVOIR WELLS	0	102,318	0	0	0	102,318
SYSTEM OPERATION	0	34,970	0	0	0	34,970
WATER SYSTEM	0	283,019	0	0	0	283,019
ADMINISTRATIVE EXPENSES	0	1,196,166	0	3,850	0	1,200,016
PWP DEMO	0	1,051,588	0	0	0	1,051,588
REVENUES	0	(2,755,623)	0	0	0	(2,755,623)
TOTAL EXPENSES	636,862	14,610,395	4,702,901	3,850	0	19,954,008
	A	B	C	D	E	TOTAL

PARTICIPANTS SHARE	ALLOCATION OF EACH GROUP TO PARTICIPANTS											
	%	$	%	$	%	$	%	$	%	$		
U-1 SANITATION DISTRICT	36.3%	231,181	53.1%	8,269,229	42.5%	1,998,733	25.0%	963	82.2%	0	52.6%	10,500,106
U-2 SANITATION DISTRICT	3.1%	19,743	17.5%	2,725,264	20.9%	982,906	25.0%	963	0.0%	0	18.7%	3,728,876
RECYCLED WATER FUND				(679,554)							-3.4%	(679,554)
TOTAL LVMWD	39.4%	250,924	70.6%	10,314,939	63.4%	2,981,639	50.0%	1,926	82.2%	0	67.9%	13,549,428
TRIUNFO WSD	60.6%	385,938	29.4%	4,295,456	36.7%	1,721,262	50.0%	1,924	17.8%	0	32.1%	6,404,580
TOTAL ALLOCATION	100.0%	636,862	100.0%	14,610,395	100.1%	4,702,901	100.0%	3,850	100.0%	0	100.0%	19,954,008
	A		B		C		D		E		TOTAL	

GROUP	
A	Basis of allocation to each participant is participant's reserve capacity rights in the trunk sewer.
B	Basis of allocation to each participant is participant's reserve capacity rights in the treatment plant and recycled water system.
C	Basis of allocation to each participant is participant's flow into the treatment plant.
D	Each participant is allocated an equal share.
E	Basis of allocation is each participant's average monthly cash balance.

JOINT POWERS AUTHORITY

PARTICIPANT SEWAGE FLOWS and EXPENSE ALLOCATION

FY 2022-23

	PROJECTED SEWAGE FLOWS			ALLOCATION OF TOTAL EXPENSES TO PARTICIPANTS		
PARTICIPANT	MILLION GALLONS PER DAY (MGD)	MILLION GALLONS PER YEAR (MG)	PERCENT BASED ON FLOWS	TOTAL EXP	$ PER MG	%
	(A)	(B)	(C)	(D)	(D) / (B)	
U-1 SANITATION DISTRICT	2.64	962	42.5%	9,988,997	10,384	50.1%
U-2 SANITATION DISTRICT	1.30	473	20.9%	3,560,431	7,527	17.8%
LVMWD	3.93	1,435	63.4%	13,549,428	9,442	67.9%
TWSD	2.28	831	36.7%	6,404,580	7,707	32.1%
TOTAL ALL PARTICIPANTS	6.21	2,266	100.1%	19,954,008	8,806	100.0%
RETURN FLOWS	1.09	399				
WESTLAKE WELLS	0.25	91				
	7.55	2,756				

FISCAL YEAR 2023-24 OPERATING BUDGET

ALLOCATION OF JOINT POWERS EXPENSES TO PARTICIPANTS

EXPENSES (REVENUES)	JPA EXPENSES BY ALLOCATION GROUPS					
SEWER EXPENSE	679,661	0	0	0	0	679,661
TREATMENT RECLAMATION	0	8,435,205	2,468,943	0	0	10,904,148
TREATMENT COMPOSTING	0	5,919,577	2,193,769	0	0	8,113,346
TREATMENT INJECTION	0	242,318	156,440	0	0	398,758
PUMP STATIONS	0	1,222,799	0	0	0	1,222,799
TANKS/RESERVOIR WELLS	0	105,147	0	0	0	105,147
SYSTEM OPERATION	0	37,376	0	0	0	37,376
WATER SYSTEM	0	295,005	0	0	0	295,005
ADMINISTRATIVE EXPENSES	0	1,230,969	0	3,850	0	1,234,819
PWP DEMO	0	1,067,850	0	0	0	1,067,850
REVENUES	0	(2,774,691)	0	0	0	(2,774,691)
TOTAL EXPENSES	679,661	15,781,555	4,819,152	3,850	0	21,284,218
	A	B	C	D	E	TOTAL

PARTICIPANTS SHARE	ALLOCATION OF EACH GROUP TO PARTICIPANTS											
	%	$	%	$	%	$	%	$	%	$		
U-1 SANITATION DISTRICT	36.3%	246,717	53.1%	8,891,115	42.5%	2,048,140	25.0%	963	82.2%	0	52.6%	11,186,935
U-2 SANITATION DISTRICT	3.1%	21,069	17.5%	2,930,217	20.9%	1,007,203	25.0%	963	0.0%	0	18.6%	3,959,452
RECYCLED WATER FUND				(679,554)							-3.2%	(679,554)
TOTAL LVMWD	39.4%	267,786	70.6%	11,141,778	63.4%	3,055,343	50.0%	1,926	82.2%	0	68.0%	14,466,833
TRIUNFO WSD	60.6%	411,875	29.4%	4,639,777	36.7%	1,763,809	50.0%	1,924	17.8%	0	32.0%	6,817,385
TOTAL ALLOCATION	100.0%	679,661	100.0%	15,781,555	100.1%	4,819,152	100.0%	3,850	100.0%	0	100.0%	21,284,218
	A		B		C		D		E		TOTAL	

GROUP	
A	Basis of allocation to each participant is participant's reserve capacity rights in the trunk sewer.
B	Basis of allocation to each participant is participant's reserve capacity rights in the treatment plant and recycled water system.
C	Basis of allocation to each participant is participant's flow into the treatment plant.
D	Each participant is allocated an equal share.
E	Basis of allocation is each participant's average monthly cash balance.

JOINT POWERS AUTHORITY

PARTICIPANT SEWAGE FLOWS and EXPENSE ALLOCATION

FY 2023-24

	PROJECTED SEWAGE FLOWS			ALLOCATION OF TOTAL EXPENSES TO PARTICIPANTS		
PARTICIPANT	MILLION GALLONS PER DAY (MGD)	MILLION GALLONS PER YEAR (MG)	PERCENT BASED ON FLOWS	TOTAL EXP	$ PER MG	%
	(A)	(B)	(C)	(D)	(D) / (B)	
U-1 SANITATION DISTRICT	2.63	960	42.3%	10,675,826	11,121	50.2%
U-2 SANITATION DISTRICT	1.30	475	20.9%	3,791,007	7,981	17.8%
LVMWD	3.93	1,435	63.2%	14,466,833	10,081	68.0%
TWSD	2.28	833	36.7%	6,817,385	8,184	32.0%
TOTAL ALL PARTICIPANTS	6.21	2,268	99.9%	21,284,218	9,385	100.0%
RETURN FLOWS	1.11	406				
WESTLAKE WELLS	0.25	91				
	7.58	2,765				

Las Virgenes - Triunfo Joint Powers Authority Operations Summary	FY 20-21 Actual	FY 21-22 Budget	FY 21-22 Est Actual	FY 22-23 Budget	FY 23-24 Budget
OPERATING REVENUES					
4235 RW Sales - LVMWD	$1,991,716	$1,954,050	$1,589,924	$2,037,475	$2,051,967
4240 RW Sales - TWSD	646,628	573,984	504,050	653,148	657,724
4505 Other Income from Operations	48,182	65,000	2,907,452	50,000	50,000
4510 Compost Sales	4,047	15,000	3,148	15,000	15,000
TOTAL OPERATING REVENUES	**$2,690,573**	**$2,608,034**	**$5,004,574**	**$2,755,623**	**$2,774,691**
OPERATIONS DIVISION EXPENSE					
5400 Labor	2,759,423	2,573,827	2,405,118	3,042,804	3,164,516
5405.1 Electricity	2,229,995	1,930,300	2,180,138	2,108,100	2,157,900
5405.2 Telephone	51,666	32,000	66,103	50,100	51,624
5405.3 Natural Gas	21,356	21,400	27,331	20,100	21,000
5405.4 Water	16,580	12,300	26,771	32,750	34,100
5410 Supplies/Material	95,372	80,950	137,955	144,900	149,600
5410.1 Fuel	25,169	25,000	22,732	41,700	42,500
5410.5 Ferric Chloride	59,307	60,000	34,267	63,000	66,000
5410.6 Defoamer/Deodorant	4,222	4,120	5,000	7,500	7,800
5410.7 Polymer	100,891	147,000	159,266	200,000	220,000
5410.8 Amendment	279,407	135,000	172,700	166,400	174,400
5410.9 Alum	20,284	12,000	11,539	12,600	13,200
5410.10 Sodium Hypochlorite	359,026	230,000	297,763	275,000	280,000
5410.11 Sodium Bisulfite	138,143	115,936	126,932	121,800	127,600
5410.13 Aqua Ammonia	24,521	31,699	27,806	33,300	34,869
5415 Outside Services	375,751	251,850	256,592	373,700	380,700
5417 Odor Control	177,037	185,000	209,055	260,000	290,000
5420 Permits and Fee	220,795	220,100	379,852	238,100	245,200
5425 Consulting Services	0	90,000	5,906	42,000	44,000
5430 Capital Outlay	101,754	140,000	140,000	170,000	175,000
Sub-total	$7,060,698	$6,298,482	$6,692,825	$7,403,854	$7,680,009
MAINTENANCE DIVISION EXPENSE					
5500 Labor	998,109	1,291,732	533,035	750,000	785,000
5510 Supplies/Material	435,574	304,000	515,312	516,100	538,800
5515 Outside Services	802,220	537,450	422,695	561,300	580,300
5518 Building Maintenance	172,221	368,645	140,575	327,400	319,500
5520 Permits and Fee	1,619	500	653	2,000	2,000
5530 Capital Outlay	0	70,000	70,000	73,500	75,000
Sub-total	$2,409,742	$2,572,327	$1,682,270	$2,230,300	$2,300,600
PUBLIC INFORMATION					
6602 School Education Program	0	20,000	15,000	15,000	15,000
6604 Public Education Program	35,112	20,842	1,465	21,000	21,000
6606 Community Group Outreach	0	8,000	5,000	5,000	5,000
6608 Intergovernmental Coordination	0	5,000	2,500	2,500	2,500
Sub-total	$35,112	$53,842	$23,965	$43,500	$43,500

Las Virgenes - Triunfo Joint Powers Authority Operations Summary	FY 20-21 Actual	FY 21-22 Budget	FY 21-22 Est Actual	FY 22-23 Budget	FY 23-24 Budget
RESOURCE CONSERVATION					
6788 District Sprayfield	349,597	275,000	389,970	288,800	302,500
6789 005 Discharge	207	400	6,883	500	500
Sub-total	$349,804	$275,400	$396,853	$289,300	$303,000
SPECIALTY EXPENSES					
5700 SCADA Services	114,878	62,786	119,736	94,100	98,500
5710.2 Technical Services	0	16,164	4,500	4,600	4,750
5712 Compost Sales/Use Tax	8,456	4,000	2,139	4,000	4,000
5715.2 Other Lab Services	255,894	334,000	239,248	342,900	350,300
7202 Allocated Lab Expense	588,174	531,736	654,818	726,109	785,772
Sub-total	$967,402	$948,686	$1,020,440	$1,171,709	$1,243,322
ADMINISTRATIVE EXPENSES					
6872 Litigation/Outside Services	6,248	0	15,269	15,880	16,515
6516 Other Professional Services	244,407	156,600	129,619	162,864	169,379
6517 Audit Fees	0	6,000	6,000	3,850	3,850
7135.1 Property Insurance	127,923	0	121,076	189,645	208,609
7135.4 Earthquake Insurance	123,161	0	107,667	141,019	141,879
7153 TWSD Staff Services	0	6,000	5,000	5,000	5,000
6260 Rental Charge - Facility Repl	358,409	383,316	300,894	331,780	331,145
7203 Allocated Building Maint	137,766	96,642	81,411	102,294	105,024
Allocated Services (G&A)	9,983,505	7,659,603	8,678,747	10,618,636	11,507,074
Sub-total	$10,981,419	$8,308,161	$9,445,683	$11,570,970	$12,488,478
TOTAL EXPENSES	**$21,804,177**	**$18,456,898**	**$19,262,035**	**$22,709,633**	**$24,058,909**
NET OPERATING EXPENSE	**$19,113,604**	**$15,848,864**	**$14,257,461**	**$19,954,010**	**$21,284,218**

Operations Summary
(Dollars in Thousands)

	FY20-21 Actual	FY21-22 Est Actual	FY22-23 Budget	FY23-24 Budget
JPA Revenues	2,691	5,005	2,756	2,775
JPA Expenses	21,804	19,262	22,710	24,059
Net Operating Expense	19,113	14,257	19,954	21,284

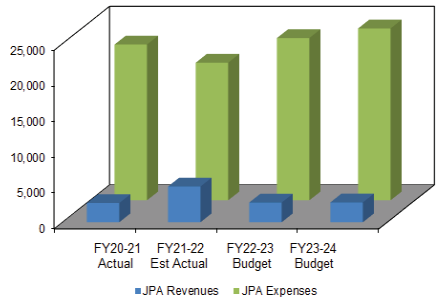

Operating Expense Summary
(Dollars in Thousands)

	FY20-21 Actual	FY21-22 Est Actual	FY22-23 Budget	FY23-24 Budget
Pump Stations	1,143	1,344	1,220	1,223
Tank, Res, Wells	96	143	102	105
System Ops	68	43	35	37
Distribution	510	136	283	295
Recycled Water Total	1,817	1,666	1,640	1,660
PWP - Demonstration Proj.	1,316	590	1,052	1,068
Sewers	580	566	637	680
Reclamation	10,160	9,012	10,225	10,902
Composting	6,599	6,248	7,572	8,113
Centrate Treatment	298	353	383	399
Treatment Total	17,057	15,613	18,180	19,414
Administration	1,034	827	1,200	1,235
Total JPA Operations	21,804	19,262	22,710	24,059

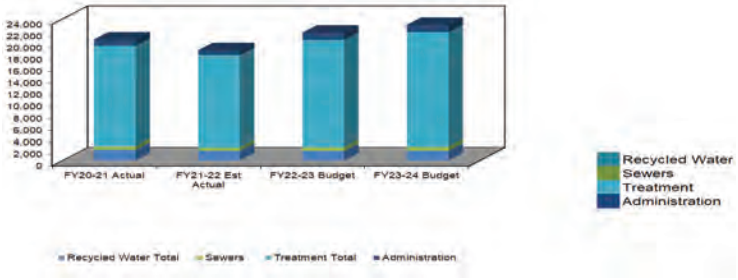

Las Virgenes - Triunfo Joint Powers Authority Operating Revenues

	FY 18-19 Actual	FY 19-20 Actual	FY 20-21 Actual	FY 21-22 Budget	FY 21-22 Est Actual	FY 22-23 Budget	FY 23-24 Budget
OPERATING REVENUES							
4235 RW Sales - LVMWD	$1,503,857	$1,799,462	$1,991,716	$1,954,050	$1,589,924	$2,037,475	$2,051,967
4240 RW Sales - TWSD	564,870	597,313	646,628	573,984	504,050	653,148	657,724
4505 Other Income from Operations	45,736	47,367	48,182	65,000	2,907,452	50,000	50,000
4510 Compost Sales	811	0	4,047	15,000	3,148	15,000	15,000
TOTAL OPERATING REVENUES	**$2,115,274**	**$2,444,142**	**$2,690,573**	**$2,608,034**	**$5,004,574**	**$2,755,623**	**$2,774,691**

LINE ITEM EXPLANATIONS

4235 Recycled Water Sales - LVMWD – Wholesale recycled water sales to Las Virgenes Municipal Water District Wholesale rates are set to recover the costs of operating and administering the Recycled Water backbone distribution system. An additional amount, equal to the value of annual depreciation expense on the recycled water distribution system, is included in the wholesale recycled water rate.

Annual sales to each JPA partner is projected using the prior 3 years' average purchases by each JPA partner and adjusted as necessary for weather and outage conditions. For FY 2022-23 and FY 2023-24 sales are projected to be 4,769 AF.

4240 Recycled Water Sales - TWSD – Wholesale recycled water sales to Triunfo Water and Sanitation District. Wholesale rates are set in the same manner as described above.

4505 Other Income from Operations – Primarily rental of tank sites to cellular telephone providers. In FY 2021-22 the JPA also received a one-time "indifference payment" from Southern California Edison in the amount of $2.8 million. The indifference payment compensates the JPA for the effects of "peak hours shift" costs that were approved by the California Public Utilities Commission.

4510 Compost Sales – Commercial sales of compost produced at the Rancho Las Virgenes Composting Facility.

Las Virgenes - Triunfo
Joint Powers Authority
RW Pump Stations - 7511xx

	FY 18-19 Actual	FY 19-20 Actual	FY 20-21 Actual	FY 21-22 Budget	FY 21-22 Est Actual	FY 22-23 Budget	FY 23-24 Budget
OPERATIONS DIVISION EXPENSE							
5400 Labor	$26,909	$20,490	$12,370	$28,287	$21,629	$30,000	$31,200
5405.1 Electricity	848,108	954,691	1,059,069	915,000	1,193,545	1,000,000	1,000,000
5405.4 Water	265	352	385	0	306	500	500
5410 Supplies/Material	7,031	16,122	13,001	14,000	14,536	15,200	16,000
5415 Outside Services	600	15,315	0	8,000	0	8,000	8,000
Sub-total	$882,913	$1,006,972	$1,084,824	$965,287	$1,230,015	$1,053,700	$1,055,700
MAINTENANCE DIVISION EXPENSE							
5500 Labor	66,279	2,034	784	55,271	453	58,234	60,563
5510 Supplies/Material	15,822	2,294	23,388	7,000	1,344	7,000	7,400
5515 Outside Services	20,718	6,607	480	34,250	52,363	55,000	57,400
Sub-total	$102,819	$10,935	$24,652	$96,521	$54,160	$120,234	$125,363
ADMINISTRATIVE EXPENSES							
7225 Allocated Support Services	87,263	30,139	21,656	118,108	36,707	28,461	30,467
7226 Allocated Operations Services	39,584	13,950	11,831	68,079	23,514	17,197	11,269
Sub-total	$126,847	$44,089	$33,487	$186,187	$60,221	$45,658	$41,736
TOTAL EXPENSES	**$1,112,579**	**$1,061,996**	**$1,142,963**	**$1,247,995**	**$1,344,396**	**$1,219,592**	**$1,222,799**

OPERATING EXPENSE LINE ITEM EXPLANATIONS

5400 Labor – Primarily labor hours worked by Water Treatment and Production and Water Reclamation personnel to operate and provide preventive maintenance to e uipment and facilities at the various Joint Powers Authority pump stations.

5405.1 Energy – Energy costs for recycled water pump stations. Energy costs include electrical pumping charges from the Tapia plant SCE , recycled water pump station electrical pumping charges SCE , and the purchase of lower cost solar generated electricity from Solar City.

5410 Supplies/Materials – Funds to purchase supplies and materials used during annual preventive maintenance on JPA RW pump control valves.

MAINTENANCE EXPENSE LINE ITEM EXPLANATIONS

5500 Labor – Primarily labor hours worked by Maintenance Section personnel to perform major maintenance and repair tasks to pumps, motors, and other e uipment at Joint Powers Authority JPA recycled water pump stations.

5510 Supplies/Materials – Funds to purchase supplies and materials used by staff for maintenance of JPA recycled water pump stations.

5515 Outside Services – Funds to hire any maintenance providers re uired to assist in maintaining the JPA recycled water pump stations. Expense is primarily related to pest control activities at JPA RW pump stations. Additional funding for FY 21-22 is for recycled water pump station paintings and coatings work.

Las Virgenes - Triunfo
Joint Powers Authority
RW Tanks, Reservoirs and Wells - 7512xx

	FY 18-19 Actual	FY 19-20 Actual	FY 20-21 Actual	FY 21-22 Budget	FY 21-22 Est Actual	FY 22-23 Budget	FY 23-24 Budget
OPERATIONS DIVISION EXPENSE							
5400 Labor	8,202	3,534	2,682	7,183	3,512	3,804	3,956
5405.1 Electricity	15,426	11,847	19,399	16,000	3,257	16,000	16,000
5405.4 Water	265	352	385	300	306	350	350
5410 Supplies/Material	523	1,048	8,144	2,500	18,079	18,900	19,800
5415 Outside Services	28,681	57,225	56,488	25,100	91,784	35,000	35,000
Sub-total	$53,097	$74,006	$87,099	$51,083	$116,937	$74,054	$75,106
MAINTENANCE DIVISION EXPENSE							
5500 Labor	1,057	0	0	6,000	0	4,677	4,864
5510 Supplies/Material	59	0	1,806	0	2,586	2,700	2,900
5515 Outside Services	4,617	1,050	1,050	1,200	5,189	4,000	4,000
Sub-total	$5,733	$1,050	$2,856	$7,200	$7,774	$11,377	$11,764
ADMINISTRATIVE EXPENSES							
7225 Allocated Support Services	11,302	4,769	3,771	9,509	11,435	10,526	11,269
7226 Allocated Operations Services	3,771	2,206	1,981	5,481	7,344	6,361	7,008
Sub-total	$15,073	$6,975	$5,752	$14,990	$18,779	$16,887	$18,277
TOTAL EXPENSES	**$73,903**	**$82,031**	**$95,707**	**$73,273**	**$143,490**	**$102,318**	**$105,147**

OPERATING EXPENSE LINE ITEM EXPLANATIONS

5400 Labor – Funds for labor hours worked by Water Treatment and Production employees and Water Reclamation staff to operate and provide preventive maintenance at recycled water storage tanks and reservoirs and at well sites used to supplement inflow to Tapia WRF.

5405.1 Electricity – Funds for electrical energy used to power equipment at Cordillera Tank and to operate Westlake Wells 1 and 2.

5410 Supplies and Material – Funds miscellaneous supplies and materials for system operation including erosion/ runoff control, weed control and maintenance supplies.

5415 Outside Services – Funds to hire appropriate outside service providers to assist with the annual cleaning of Cordillera, Indian Hills, Reservoir 2 and Reservoir 3 to maintain the quality of the water within the recycled water distribution system. Includes funds for weed abatement and landscape maintenance.

MAINTENANCE EXPENSE LINE ITEM EXPLANATIONS

5500 Labor – Primarily labor hours worked by Maintenance Section personnel to provide maintenance.

5510 Supplies/Materials – Items required by staff to maintain the tanks, reservoirs and wells in the recycled water system.

Las Virgenes - Triunfo
Joint Powers Authority
RW System Operations - 751300

	FY 18-19 Actual	FY 19-20 Actual	FY 20-21 Actual	FY 21-22 Budget	FY 21-22 Est Actual	FY 22-23 Budget	FY 23-24 Budget
OPERATIONS DIVISION EXPENSE							
5400 Labor	$6,550	$5,522	$16,028	$7,000	$3,009	$6,500	$6,760
5420 Permits and Fee	88	88	88	100	132	100	100
Sub-total	$6,638	$5,610	$16,116	$7,100	$3,141	$6,600	$6,860
MAINTENANCE DIVISION EXPENSE							
5500 Labor	0	0	563	803	491	600	624
5510 Supplies/Material	0	0	0	8,000	0	0	0
Sub-total	$0	$0	$563	$8,803	$491	$600	$624
SPECIALTY EXPENSES							
5700 SCADA Services	0	0	0	1,000	27,128	2,000	2,000
5710.2 Technical Services	0	0	0	803	0	0	0
Sub-total	$0	$0	$0	$1,803	$27,128	$2,000	$2,000
ADMINISTRATIVE EXPENSES							
7225 Allocated Support Services	5,563	7,464	32,152	1,340	7,236	16,063	17,196
7226 Allocated Operations Services	2,523	3,456	18,776	772	4,629	9,707	10,696
Sub-total	$8,086	$10,920	$50,928	$2,112	$11,865	$25,770	$27,892
TOTAL EXPENSES	**$14,724**	**$16,530**	**$67,607**	**$19,818**	**$42,625**	**$34,970**	**$37,376**

OPERATING EXPENSE LINE ITEM EXPLANATIONS
5400 Labor – Primarily labor hours worked by Water Treatment and Production personnel to operate the distribution system, provide system reporting, and operate the SCADA system as these tasks relate to recycled water.
5420 Permits/Fees –This line item also includes bridge rental fees from the County of Los Angeles.

MAINTENANCE EXPENSE LINE ITEM EXPLANATIONS
5500 Labor – Primarily labor hours worked by Maintenance Section personnel to provide maintenance and electronic services.

SPECIALTY EXPENSE LINE ITEM EXPLANATIONS
5700 SCADA Services – Labor and materials costs for services provided by Information Systems to maintain the SCADA system.
5710.2 Technical Services – The costs for any labor hours by Technical Services personnel for general assistance would be accumulated in this account.

Las Virgenes - Triunfo
Joint Powers Authority
RW Distribution System - 751700

	FY 18-19 Actual	FY 19-20 Actual	FY 20-21 Actual	FY 21-22 Budget	FY 21-22 Est Actual	FY 22-23 Budget	FY 23-24 Budget
OPERATIONS DIVISION EXPENSE							
5400 Labor	$1,433	$35,469	$35,771	$2,327	$3,110	$6,000	$6,240
5410 Supplies/Material	0	21	0	500	3,056	3,200	3,300
5415 Outside Services	0	0	0	10,000	0	50,000	50,000
Sub-total	$1,433	$35,490	$35,771	$12,827	$6,166	$59,200	$59,540
MAINTENANCE DIVISION EXPENSE							
5500 Labor	6,793	8,139	28,386	8,250	6,244	15,000	15,600
5510 Supplies/Material	2,070	3,482	8,447	8,000	3,853	10,000	8,000
5515 Outside Services	4,688	44,732	275,781	65,000	85,767	89,400	93,600
5520 Permits and Fee	0	0	1,619	500	653	2,000	2,000
Sub-total	$13,551	$56,352	$314,234	$81,750	$96,516	$116,400	$119,200
ADMINISTRATIVE EXPENSES							
7225 Allocated Support Services	8,431	58,862	101,673	15,268	21,135	66,959	71,680
7226 Allocated Operations Services	3,825	27,245	58,505	8,801	12,318	40,460	44,585
Sub-total	$12,256	$86,107	$160,178	$24,069	$33,453	$107,419	$116,265
TOTAL EXPENSES	**$27,240**	**$177,949**	**$510,183**	**$118,646**	**$136,135**	**$283,019**	**$295,005**

OPERATING EXPENSE LINE ITEM EXPLANATIONS

5400 Labor – Labor hours performed by Water Treatment and Production employees to perform preventive maintenance work associated with the recycled water distribution system. Preventive maintenance includes operating, testing, and overhauling recycled water main line valves, blow-offs, and air-vacuum valves.

5410 Supplies/Materials – Funds to purchase items needed during minor preventive maintenance tasks within the distribution system.

5415 Outside Services – Funds for raising valve boxes, manhole covers, and maintaining appurtenances.

MAINTENANCE EXPENSE LINE ITEM EXPLANATIONS

5500 Labor – Primarily labor hours worked by Construction Section personnel to provide maintenance and pipeline location in the recycled water distribution pipeline system.

5510 Supplies/Materials – Items required by staff to maintain the recycled water distribution system, such as valves, pipe, slurry backfill, etc. and to purchase materials for emergency repairs.

5515 Outside Services – Funds to hire any maintenance providers required to assist in maintaining the recycled water distribution system and to provide for emergency repairs as required.

5520 Permits/Fees – Funds to pay for various public works encroachment permits for repairs and inspections required by the cities and other regulatory agencies.

Las Virgenes - Triunfo
Joint Powers Authority
Pure Water Demonstration Project- 751750

	FY 18-19 Actual	FY 19-20 Actual	FY 20-21 Actual	FY 21-22 Budget	FY 21-22 Est Actual	FY 22-23 Budget	FY 23-24 Budget
OPERATIONS DIVISION EXPENSE							
5400 Labor	$0	$0	$151,218	$134,000	$75,915	$125,000	$130,000
5405.1 Electricity	0	936	16,851	39,000	21,317	45,000	45,000
5405.2 Telephone	0	257	1,201	0	592	600	600
5405.4 Water	0	5,476	58,990	0	4,255	4,500	4,500
5410 Supplies/Material	0	10,185	48,882	0	51,893	45,000	45,000
5415 Outside Services	0	13,140	263,742	55,100	70,442	70,000	70,000
5430 Capital Outlay	0	1,871	0	50,000	0	10,000	10,000
Sub-total	$0	$31,867	$540,884	$278,100	$224,415	$300,100	$305,100
MAINTENANCE DIVISION EXPENSE							
5500 Labor	0	2,024	15,316	75,000	1,487	28,188	29,316
5510 Supplies/Material	0	10,966	8,946	10,000	299	7,500	7,500
5515 Outside Services	0	32,597	136,540	120,000	19,649	100,000	100,000
5518 Building Maintenance	0	1,964	7,115	70,000	13,053	70,000	50,000
5530 Capital Outlay	0	772	3,033	0	0		
Sub-total	$0	$48,323	$170,951	$275,000	$34,488	$205,688	$186,816
SPECIALTY EXPENSES							
5700 SCADA Services	0	0	3,578	0	0	0	0
5715.2 Other Lab Services	0	0	84,567	180,000	86,784	180,000	180,000
Sub-total	$0	$0	$88,145	$180,000	$86,784	$180,000	$180,000
ADMINISTRATIVE EXPENSES							
7225 Allocated Support Services	0	2,725	321,185	479,270	147,413	228,018	244,101
7226 Allocated Operations Services	0	1,262	194,382	111,206	96,599	137,782	151,833
Sub-total	$0	$3,987	$515,567	$590,476	$244,011	$365,800	$395,934
TOTAL EXPENSES	**$0**	**$84,177**	**$1,315,547**	**$1,323,576**	**$589,698**	**$1,051,588**	**$1,067,850**

OPERATING EXPENSE LINE ITEM EXPLANATIONS

5400 Labor – Primarily labor hours worked by Water Treatment, Production, and Water Reclamation personnel to operate and provide preventive maintenance to demonstration project equipment.

5405.2 Energy – Energy costs to power pumps, filtration, and disinfection processes.

5410 Supplies/Materials – Funds to purchase items used during preventative maintenance and demonstration project equipment.

5415 Funds for research and testing and for artificial intelligence (A.I.) study ($70,000 in FY 20-21).

MAINTENANCE EXPENSE LINE ITEM EXPLANATIONS

5500 Labor – Primarily labor hours worked by Maintenance Section personnel to perform maintenance and repair tasks to pumps, motors, and other equipment and to develop maintenance protocols for full-scale water purification facility.

5510 Supplies/Materials – Funds to purchase supplies and materials used by staff for maintenance of the pure water demonstration facility.

Las Virgenes - Triunfo Joint Powers Authority Sewers - 751800

	FY 18-19 Actual	FY 19-20 Actual	FY 20-21 Actual	FY 21-22 Budget	FY 21-22 Est Actual	FY 22-23 Budget	FY 23-24 Budget
OPERATIONS DIVISION EXPENSE							
5400 Labor	$2,787	$1,590	$25,241	$4,029	$45,526	$45,000	$46,800
5405.1 Electricity	254	307	2,174	300	174	200	200
5420 Permits and Fee	472	472	472	8,000	708	500	500
Sub-total	$3,513	$2,370	$27,887	$12,329	$46,409	$45,700	$47,500
MAINTENANCE DIVISION EXPENSE							
5500 Labor	55,165	15,982	84,622	47,438	85,836	65,000	67,600
5510 Supplies/Material	238	29	41,526	2,000	316	10,000	10,000
5515 Outside Services	80,804	26,820	68,603	30,000	63,238	50,000	50,000
Sub-total	$136,207	$42,831	$194,751	$79,438	$149,390	$125,000	$127,600
SPECIALTY EXPENSES							
5710.2 Technical Services	1,313	0	0	2,237	0	0	0
Sub-total	$1,313	$0	$0	$2,237	$0	$0	$0
ADMINISTRATIVE EXPENSES							
7225 Allocated Support Services	61,043	23,670	218,975	76,729	223,116	290,576	311,071
7226 Allocated Operations Services	27,690	10,955	138,520	44,228	146,847	175,586	193,490
Sub-total	$88,733	$34,625	$357,495	$120,956	$369,963	$466,162	$504,561
TOTAL EXPENSES	**$229,766**	**$79,826**	**$580,133**	**$214,960**	**$565,762**	**$636,862**	**$679,661**

OPERATING EXPENSE LINE ITEM EXPLANATIONS

5400 Labor – Account used to accrue labor hours worked by Reclamation Treatment personnel for oversight of ewer system located within the Joint Powers Authority (U-1 Sanitation District) area.

5405 Utilities – These sub-accounts provide funds for the utilities used at the metering stations.

5420 Permits – Anticipated fees include County of Los Angeles pipeline rental fee and state water board permit fees .

MAINTENANCE EXPENSE LINE ITEM EXPLANATIONS

5500 Labor – Primarily labor hours worked by maintenance personnel in the Joint Powers Authority sewers located within the Joint Powers Authority (U-1 Sanitation District) area.

5510 Supplies/Materials – Items required by staff in maintaining the trunk sewer system. Increased funding is to replace manhole rings and covers.

5515 Outside Services – Funds to hire maintenance providers for emergency clean up and repairs, sewer flow monitoring, line cleaning and video inspection services.

Las Virgenes - Triunfo
Joint Powers Authority
Treatment/Reclamation - 751810

	FY 18-19 Actual	FY 19-20 Actual	FY 20-21 Actual	FY 21-22 Budget	FY 21-22 Est Actual	FY 22-23 Budget	FY 23-24 Budget
OPERATIONS DIVISION EXPENSE							
5400 Labor	1,399,815	1,488,147	1,474,239	1,500,000	$1,336,782	$1,541,721	$1,603,390
5405.1 Electricity	648,935	734,050	682,649	525,000	483,235	551,300	577,500
5405.2 Telephone	17,199	35,059	30,162	20,000	38,665	21,000	22,000
5405.3 Natural Gas	11,395	12,562	15,967	10,000	18,746	10,500	11,000
5405.4 Water	5,837	5,934	6,087	5,500	1,442	5,800	6,050
5410 Supplies/Material	43,442	41,624	42,391	35,000	26,337	36,800	38,500
5410.1 Fuel	10,558	10,103	17,101	17,000	10,553	25,000	25,000
5410.5 Ferric Chloride	35,505	61,227	59,307	60,000	34,267	63,000	66,000
5410.6 Defoamer/Deodorant	3,981	2,090	4,222	4,120	5,000	7,500	7,800
5410.9 Alum	11,127	19,543	20,284	12,000	11,539	12,600	13,200
5410.10 Sodium Hypochlorite	297,177	355,165	359,026	230,000	297,763	275,000	280,000
5410.11 Sodium Bisulfite	91,143	108,663	138,143	115,936	126,932	121,800	127,600
5410.13 Aqua Ammonia	30,616	27,685	24,521	31,699	27,806	33,300	34,869
5415 Outside Services	48,133	51,608	54,121	120,650	61,366	126,700	132,700
5417 Odor Control	38,596	41,624	29,259	40,000	64,055	50,000	50,000
5420 Permits and Fee	91,082	102,819	110,691	102,001	200,396	112,200	117,200
5425 Consulting Services	46,286	37,603	0	90,000	5,906	42,000	44,000
5430 Capital Outlay	98,630	81,970	101,754	50,000	100,000	120,000	125,000
Sub-total	$2,929,457	$3,217,476	$3,169,924	$2,968,906	$2,850,790	$3,156,221	$3,281,809
MAINTENANCE DIVISION EXPENSE							
5500 Labor	488,598	646,852	384,116	542,000	170,161	134,062	139,424
5510 Supplies/Material	180,230	234,945	212,827	140,000	239,796	180,000	189,000
5515 Outside Services	94,820	163,264	105,236	135,000	88,666	141,800	148,500
5518 Building Maintenance	87,276	113,830	100,120	201,630	88,311	211,800	221,800
5530 Capital Outlay	26,094	0	0	70,000	70,000	73,500	75,000
Sub-total	$877,018	$1,158,891	$802,299	$1,088,630	$656,934	$741,162	$773,724
EFFLUENT DISPOSAL							
6788 District Sprayfield	314,316	269,119	349,597	275,000	416,924	288,800	302,500
6789 005 Discharge	10,917	13,019	207	400	6,883	500	500
Sub-total	$325,233	$282,138	$349,804	$275,400	$423,807	$289,300	$303,000
SPECIALTY EXPENSES							
5700 SCADA Services	44,094	52,909	89,567	61,786	67,456	64,900	68,000
5710.2 Technical Services	0	4,572	0	4,325	4,500	4,600	4,750
5715.2 Other Lab Services	149,325	144,302	157,235	143,000	138,923	150,200	157,000
7202 Allocated Lab Expense	402,279	510,683	535,501	475,000	596,177	661,084	715,404
Sub-total	$595,698	$712,465	$782,303	$684,111	$807,056	$880,784	$945,154
ADMINISTRATIVE EXPENSES							
7225 Allocated Support Services	2,045,414	2,909,344	3,282,592	2,454,968	2,596,056	3,334,546	3,569,761
7226 Allocated Operations Services	889,119	1,346,686	1,889,617	950,968	1,704,467	2,024,821	2,230,673
Sub-total	$2,934,533	$4,256,030	$5,172,209	$3,405,936	$4,300,523	$5,359,367	$5,800,434
TOTAL EXPENSES	**$7,661,939**	**$9,627,001**	**$10,276,539**	**$8,422,983**	**$9,039,109**	**$10,426,834**	**$11,104,121**

Las Virgenes - Triunfo
Joint Powers Authority
Treatment/Composting - 751820

	FY 18-19 Actual	FY 19-20 Actual	FY 20-21 Actual	FY 21-22 Budget	FY 21-22 Est Actual	FY 22-23 Budget	FY 23-24 Budget
OPERATIONS DIVISION EXPENSE							
5400 Labor	876,658	932,103	1,041,874	891,001	$915,634	$1,284,779	$1,336,170
5405.1 Electricity	317,993	254,983	375,537	365,000	429,482	448,700	470,000
5405.2 Telephone	14,520	20,525	21,504	12,000	26,947	28,500	29,000
5405.3 Natural Gas	4,317	4,218	5,389	11,400	8,586	9,600	10,000
5405.4 Water	3,909	5,433	7,598	4,800	17,791	18,600	19,500
5410 Supplies/Material	29,724	22,712	31,041	28,450	24,055	25,300	26,500
5410.1 Fuel	4,338	2,323	5,812	5,000	8,901	12,100	12,700
5410.7 Polymer	149,870	102,998	100,891	147,000	159,266	200,000	220,000
5410.8 Amendment	48,336	28,026	279,407	135,000	172,700	166,400	174,400
5415 Outside Services	258,280	293,205	1,400	33,000	33,000	34,000	35,000
5417 Odor Control	37,014	0	147,778	145,000	145,000	210,000	240,000
5420 Permits and Fee	15,047	14,716	15,066	20,000	10,844	10,900	11,900
5430 Capital Outlay	0	0	0	40,000	40,000	40,000	40,000
Sub-total	$1,760,006	$1,681,242	$2,033,298	$1,837,651	$1,992,207	$2,488,879	$2,625,170
MAINTENANCE DIVISION EXPENSE							
5500 Labor	594,660	445,009	468,453	533,000	264,114	754,552	784,734
5510 Supplies/Material	230,902	145,682	128,199	114,000	239,372	273,900	287,000
5515 Outside Services	133,943	118,435	208,559	135,000	96,947	109,400	114,600
5518 Building Maintenance	43,539	88,809	64,985	97,015	39,211	45,600	47,700
Sub-total	$1,003,044	$797,935	$870,196	$879,015	$639,643	$1,183,452	$1,234,034
SPECIALTY EXPENSES							
5700 SCADA Services	11,911	19,439	25,311	0	25,152	27,200	28,500
5710.2 Technical Services	0	9,607	0	8,799	0	0	0
5712 Compost Sales/Use Tax	2,989	0	8,456	4,000	2,139	4,000	4,000
5715.2 Other Lab Services	8,093	5,384	8,489	8,000	7,236	7,000	7,400
7202 Allocated Lab Expense	13,189	16,744	17,557	18,912	19,547	21,675	23,456
Sub-total	$36,182	$51,173	$59,814	$39,711	$54,074	$59,875	$63,356
ADMINISTRATIVE EXPENSES							
7225 Allocated Support Services	1,648,049	1,998,561	2,315,356	1,941,968	2,159,502	2,713,526	2,904,925
7226 Allocated Operations Services	746,318	925,087	1,320,421	971,968	1,402,313	1,640,013	1,807,226
Sub-total	$2,394,367	$2,923,648	$3,635,777	$2,913,936	$3,561,815	$4,353,539	$4,712,151
TOTAL EXPENSES	**$5,193,599**	**$5,453,998**	**$6,599,085**	**$5,670,313**	**$6,247,738**	**$8,085,745**	**$8,634,711**

Las Virgenes - Triunfo
Joint Powers Authority
Treatment/Centrate Treatment - 751830

	FY 18-19 Actual	FY 19-20 Actual	FY 20-21 Actual	FY 21-22 Budget	FY 21-22 Est Actual	FY 22-23 Budget	FY 23-24 Budget
OPERATIONS DIVISION EXPENSE							
5405.1 Electricity	64,838	70,582	74,316	70,000	49,127	46,900	49,200
5405.4 Water	1,673	1,937	2,125	1,700	2,670	3,000	3,200
5410 Supplies/Material	876	0	795	500	0	500	500
5410.1 Fuel	2,909	1,968	2,256	3,000	3,278	4,600	4,800
5415 Outside Services	0	0	0	0	0	50,000	50,000
5420 Permits and Fee	75,887	87,071	94,478	90,000	167,771	114,400	115,500
Sub-total	$146,183	$161,558	$173,969	$165,200	$222,847	$219,400	$223,200
MAINTENANCE DIVISION EXPENSE							
5500 Labor	29,832	18,626	$15,869	$23,970	$4,249	3,500	3,640
5510 Supplies/Material	2,484	24,600	10,434	15,000	27,747	25,000	27,000
5515 Outside Services	22,455	4,302	5,971	17,000	10,877	11,700	12,200
Sub-total	$54,771	$47,528	$32,273	$55,970	$42,873	$40,200	$42,840
SPECIALTY EXPENSES							
5715.2 Other Lab Services	1,114	1,739	5,603	3,000	6,304	5,700	5,900
7202 Allocated Lab Expense	26,379	33,487	35,115	37,824	39,094	43,350	46,912
Sub-total	$27,493	$35,226	$40,717	$40,824	$45,398	$49,050	$52,812
ADMINISTRATIVE EXPENSES							
7225 Allocated Support Services	31,110	25,999	30,881	30,266	25,791	45,632	48,850
7226 Allocated Operations Services	11,573	12,031	19,933	17,446	16,491	28,218	31,056
Sub-total	$42,683	$38,030	$50,814	$47,712	$42,282	$73,850	$79,906
TOTAL EXPENSES	**$271,130**	**$282,342**	**$297,773**	**$309,706**	**$353,400**	**$382,500**	**$398,758**

OPERATING EXPENSE LINE ITEM EXPLANATIONS
5400 Labor – Labor hours for farm operations including centrate treatment and potential biosolids injection.
5410.1 Fuel – Diesel fuel for use on site.
5420 Permits and Fees – RWQCB permit fees for biosolids injection and SCAQMD permits for the generator, carbon scrubber, and biofilter..

MAINTENANCE EXPENSE LINE ITEM EXPLANATIONS
5500 Labor – Primarily labor hours worked by Maintenance Section personnel to provide maintenance services.
5515 Outside Services – Funds to hire any maintenance providers required to assist in building maintenance such as janitor, alarms, trash collection, etc. Increased funding due to maintenance of equipment associated with centrate treatment. Other services include compressor maintenance; refuse disposal, pest control and security services.

SPECIALTY EXPENSE LINE ITEM EXPLANATIONS
5710.2 Technical Services – The costs for any labor hours by Technical Services personnel for assistance would be accumulated in this account.
5715 Laboratory Services – Tapia Laboratory service and outside laboratory service costs are charged to these accounts.

Las Virgenes - Triunfo Joint Powers Authority Administration - 751840

	FY 18-19 Actual	FY 19-20 Actual	FY 20-21 Actual	FY 21-22 Budget	FY 21-22 Est Actual	FY 22-23 Budget	FY 23-24 Budget
PUBLIC INFORMATION							
6602 School Education Program	2,586	0	0	20,000	15,000	15,000	15,000
6604 Public Education Program	29,554	16,267	35,112	20,842	1,465	21,000	21,000
6606 Community Group Outreach	0	0	0	8,000	5,000	5,000	5,000
6608 Intergovernmental Coordination	411	0	0	5,000	2,500	2,500	2,500
Sub-total	$32,551	$16,267	$35,112	$53,842	$23,965	$43,500	$43,500
ADMINISTRATIVE EXPENSES							
6872 Litigation/Outside Services	208,746	100,903	6,248	0	15,269	15,880	16,515
6516 Other Professional Services	266,417	182,895	244,407	156,600	129,619	162,864	169,379
6517 Audit Fees	3,377	6,000	0	6,000	6,000	3,850	3,850
7135.1 Property Insurance	79,858	113,262	127,923	0	121,076	189,645	208,609
7135.4 Earthquake Insurance	117,389	119,864	123,161	0	107,667	141,019	141,879
7145 Claims Paid	0	685,000	0	0	0	0	0
7153 TWSD Staff Services	0	0	0	6,000	5,000	5,000	5,000
6260 Rental Charge - Facility Repl	377,618	355,452	358,409	383,316	300,894	331,780	331,145
7203 Allocated Building Maint	153,010	102,595	137,766	96,642	81,411	102,294	105,024
7225 Allocated Support Services	162,188	7,551	985	342,500	0	135,000	135,000
7226 Allocated Operations Services	3,977	3,495	313	10,728	35,837	69,184	74,918
Sub-total	$1,372,580	$1,677,018	$999,212	$1,001,786	$802,772	$1,156,516	$1,191,319
TOTAL EXPENSES	**$1,405,131**	**$1,693,285**	**$1,034,324**	**$1,055,628**	**$826,737**	**$1,200,016**	**$1,234,819**

6602 School Education Program – Wastewater education initiatives, programs and tours. Also includes programs designed to accommodate home-school students.

6606 Community Group Outreach – JPA related publications and community group outreach related to watershed stewardship and NPDES permit, and speaker's bureau expenses.

6608 Intergovernmental Coordination – Programmed funds include support for intergovernmental activities such as legislative monitoring and activities with the state legislature, county, cities, school districts, federal agencies and regulatory bodies.

6516 Other Professional Services – Federal and State Regulatory Advocacy for securing funding and providing input on regulatory issues.

6517 Audit Fees – Joint Powers Authority's share of costs related to financial statement audit.

7135 General Insurance – Property insurance costs.

6260 Rental Charge – Facilities Replacement – Internal charge to set aside funds for future facilities replacement.

Capital Improvement Project Detail, FY2022-23 - FY2023-24

Proj #	Project Name/Description	Project Manager	Priority/ Status	through June 30, 2022		FY 22-23 Appropriations	FY 23-24 Appropriations
10520	**SCADA System Communication Upgrades**	Nkwenji	2 Ongoing	Appr. Exp..	$93,100 $32,447	$0	$644,000

Migration of the existing communication system from a serial radio network to an Ethernet based radio network. Provide redundant data paths for uninterrupted communication. Eliminate need to rely on telephone company equipment.

Project Funding:

PW Const.:	RW Const.:	SAN Const.:		LVMWD Share:	70.6%
PW Repl.:	RW Repl.:	SAN Repl.:	100%	TWSD Share:	29.4%

Proj #	Project Name/Description	Project Manager	Priority/ Status	through June 30, 2022		FY 22-23 Appropriations	FY 23-24 Appropriations
10635	**Pure Water Project**	Schlageter	2 Ongoing	Appr. Exp..	$12,473,632 $7,067,575	$0	$13,251,040

This project funds preliminary studies, outreach, CEQA analysis, preliminary design and final design.

The 2018 project cost estimate ($121M) was updated using an annual inflationary factor of 3%.

Project Funding:

PW Const.:	RW Const.:	SAN Const.:		LVMWD Share:	70.6%
PW Repl.:	RW Repl.:	SAN Repl.:	100%	TWSD Share:	29.4%

Proj #	Project Name/Description	Project Manager	Priority/ Status	through June 30, 2022		FY 22-23 Appropriations	FY 23-24 Appropriations
10668	**Rancho Las Virgenes Storm Water Diversion Structure Replacement**	Hurtado	1 Proposed	Appr. Exp..	$0 $3,746	$3,746	$171,900

Replacement of two storm water diversion structures at the Rancho Las Virgenes Composting Facility. Structures have lifted and need to be addressed.
The drainage from the V-ditch goes to a discharge point in Las Virgenes Creek. There is a concern that sludge and/or reclaimed water entering into the V-ditch could enter the creek via the drainage from the V-ditch. An Open/Close valve should be installed at the drainage area so that operators control the contents of the V-ditch. A sump pump system with discharge piping

Project Funding:

PW Const.:	RW Const.:	SAN Const.:		LVMWD Share:	70.6%
PW Repl.:	RW Repl.:	SAN Repl.:	100%	TWSD Share:	29.4%

Capital Improvement Project Detail, FY2022-23 - FY2023-24

Proj #	Project Name/Description	Project Manager	Priority/ Status	through June 30, 2022		FY 22-23 Appropriations	FY 23-24 Appropriations
10693	**Pavement Restoration Rancho**	Dingman	3 Proposed	Appr. Exp..	$533,320 $0	$0	$0

Pavement restoration/slurry seal at Rancho. This project needs to occur after project No.'s 10668 (Storm water Structure Repair) and 201862 (Rancho Valving Repairs).

Project Funding:

PW Const.:	RW Const.:	SAN Const.:		LVMWD Share:	70.6%
PW Repl.:	RW Repl.:	SAN Repl.:	100%	TWSD Share:	29.4%

Proj #	Project Name/Description	Project Manager	Priority/ Status	through June 30, 2022		FY 22-23 Appropriations	FY 23-24 Appropriations
10702	**Tapia Effluent Pump Station 4160 Volt Feeder Relocation**	Gil	2 Proposed	Appr. Exp..	$496,000 $17,458	$0	$0

Remove or abandon in place existing 4160 volt feeders currently suspended from the top slab of the Effluent Pump Station wet well, underneath the existing MCCs. Perform electrical design and replace the overhead 4160 volt feeders. Ensure coordination with 480 volt switch gear improvements.

Project Funding:

PW Const.:	RW Const.:	SAN Const.:		LVMWD Share:	70.6%
PW Repl.:	RW Repl.:	SAN Repl.:	100%	TWSD Share:	29.4%

Proj #	Project Name/Description	Project Manager	Priority/ Status	through June 30, 2022		FY 22-23 Appropriations	FY 23-24 Appropriations
10703	**Tapia Tertiary Filter Rehabilitation**	Dingman	2 Proposed	Appr. Exp..	$60,000 $0	$0	$50,000

Tertiary Filters concrete rehabilitation. Approximately 25 locations that require a 1 square foot patching with rebar repair. Replace 45 metal plates (2' X 4') on the filter deck and fix concrete around the plates with proper joint sealer. Also include the repair of an electrical panel in the Filter gallery. Replace existing electric actuators at filter structure with new electric actuators. Program plant control system to function with both remote PLC control of actuators and local actuator control. Upgrade local controls to replace old filter annunciator panels which are currently located on the top deck of the filter

Project Funding:

PW Const.:	RW Const.:	SAN Const.:		LVMWD Share:	70.6%
PW Repl.:	RW Repl.:	SAN Repl.:	100%	TWSD Share:	29.4%

Capital Improvement Project Detail, FY2022-23 - FY2023-24

Proj #	Project Name/Description	Project Manager	Priority/ Status	through June 30, 2022	FY 22-23 Appropriations	FY 23-24 Appropriations
10711	**Rancho Reliability Improvement - FY25-32**	Dingman	2 Proposed	Appr. Exp..	$0	$0

Replace or rehabilitate facilities and equipment at the Rancho facility based on failure, beyond useful life, or obsolescence. Specific projects are identified for each fiscal year.

Project Funding:

PW Const.:	RW Const.:	SAN Const.:		LVMWD Share:	70.6%
PW Repl.:	RW Repl.:	SAN Repl.:	100%	TWSD Share:	29.4%

Proj #	Project Name/Description	Project Manager	Priority/ Status	through June 30, 2022	FY 22-23 Appropriations	FY 23-24 Appropriations
10724	**Multi Site Security Assessment and Improvement - JPA**	Nkwenji	2 Proposed	Appr. $90,420 Exp.. $0	$14,580	$343,200

Security assessment of various District sites and facilities. This will include access control and security camera installations and improvements.

Project Funding:

PW Const.:	RW Const.:	SAN Const.:		LVMWD Share:	70.6%
PW Repl.:	RW Repl.:	SAN Repl.:	100%	TWSD Share:	29.4%

Proj #	Project Name/Description	Project Manager	Priority/ Status	through June 30, 2022	FY 22-23 Appropriations	FY 23-24 Appropriations
10737	**Tapia Flow Equalization - Design/Construct**	Schlageter	1 Proposed	Appr. $350,000 Exp.. $0	$100,000	$3,330,000

This project consists of the development of a preliminary design report to evaluate the storage and conveyance of Tapia primary effluent to help store and equalize the diurnal peak flows that Tapia sees between dry and wet weather events. This maximizes effluent available for the AWT and also improves and provides consistent water quality for the feed water to the AWT.

Project Funding:

PW Const.:	RW Const.:	SAN Const.:		LVMWD Share:	70.6%
PW Repl.:	RW Repl.:	SAN Repl.:	100%	TWSD Share:	29.4%

Capital Improvement Project Detail, FY2022-23 - FY2023-24

Proj #	Project Name/Description	Project Manager	Priority/ Status	through June 30, 2022		FY 22-23 Appropriations	FY 23-24 Appropriations
10741	**Concrete Corrosion/Crack Repair - Tapia**	Triplett	1 Proposed	Appr. Exp..	$132,000 $0	$0	$264,000

Repair failing concrete at the Tapia Water Reclamation Facility.

Project Funding:

PW Const.:	RW Const.:	SAN Const.:		LVMWD Share:	70.6%
PW Repl.:	RW Repl.:	SAN Repl.:	100%	TWSD Share:	29.4%

Proj #	Project Name/Description	Project Manager	Priority/ Status	through June 30, 2022		FY 22-23 Appropriations	FY 23-24 Appropriations
10743	**Fire Hardening - JPA Facilities - FY22-23 & FY23-24**	Korkosz	1 Proposed	Appr. Exp..	$528,000 $0	$0	$264,000

Fire hardening strategy for JPA facilities includes preventative measures and protection systems for both internal and external sources of fire. Potential facility improvements include: 1) Employing advanced detectors and utilizing a plant fire safety systems; and 2) evaluation and, if feasible, installation of a perimeter fire defense system. Fire Hardening also includes creating larger defensible space around critical structures and providing wider access roads and preventative improvements to facilities.

Project Funding:

PW Const.:	RW Const.:	SAN Const.:		LVMWD Share:	70.6%
PW Repl.:	RW Repl.:	SAN Repl.:	100%	TWSD Share:	29.4%

Proj #	Project Name/Description	Project Manager	Priority/ Status	through June 30, 2022		FY 22-23 Appropriations	FY 23-24 Appropriations
10745	**003 Discharge Point Rehabilitation**	Dingman	1 Proposed	Appr. Exp..	$669,300 $72,951	$0	$555,000

Evaluate and repair failed 003 Discharge point pipeline (into Malibu Creek). The proposed work includes environmental documents and construction of needed to rehabilitate the discharge point. The pipeline will be used to supply potable supplement to the Malibu Creek during low flow periods.

Approximately one (1) mile of pipeline needs to be inspected.

Project Funding:

PW Const.:	RW Const.:	SAN Const.:		LVMWD Share:	70.6%
PW Repl.:	RW Repl.:	SAN Repl.:	100%	TWSD Share:	29.4%

Capital Improvement Project Detail, FY2022-23 - FY2023-24

Proj #	Project Name/Description	Project Manager	Priority/ Status	through June 30, 2022		FY 22-23 Appropriations	FY 23-24 Appropriations
10747	**New RAS Wet Well and Pumps**	Dingman	2 Proposed	Appr. Exp..	$120,000 $0	$0	$0

Replace RAS wet well and pumps to increase pumping capacity and reliability.

Project Funding:

PW Const.:	RW Const.:	SAN Const.:		LVMWD Share:	70.6%
PW Repl.:	RW Repl.:	SAN Repl.:	100%	TWSD Share:	29.4%

Proj #	Project Name/Description	Project Manager	Priority/ Status	through June 30, 2022		FY 22-23 Appropriations	FY 23-24 Appropriations
10748	**Centrate Tank Inspection and Rehabilitation Assessment**	Dingman	2 Proposed	Appr. Exp..	$10,000 $0	$122,000	$0

Tank inspection and recommendations for rehabilitation.

Project Funding:

PW Const.:	RW Const.:	SAN Const.:		LVMWD Share:	70.6%
PW Repl.:	RW Repl.:	SAN Repl.:	100%	TWSD Share:	29.4%

Proj #	Project Name/Description	Project Manager	Priority/ Status	through June 30, 2022		FY 22-23 Appropriations	FY 23-24 Appropriations
10749	**Tapia Influent Pump Replacement**	Dingman	2 Proposed	Appr. Exp..	$0 $0	$0	$0

Replacement of two (2) influent pumps with dry pit submersible pumps. Dry pit submersible pumps will improve staff's ability to maintain and improve staff safety when performing maintenance.

This project was identified in the 2017 Carollo study.

Project Funding:

PW Const.:	RW Const.:	SAN Const.:		LVMWD Share:	70.6%
PW Repl.:	RW Repl.:	SAN Repl.:	100%	TWSD Share:	29.4%

Capital Improvement Project Detail, FY2022-23 - FY2023-24

Proj #	Project Name/Description	Project Manager	Priority/ Status	through June 30, 2022		FY 22-23 Appropriations	FY 23-24 Appropriations
10752	**Tapia Sludge Wet Well Re-circulation Piping Replacement**	Triplett	2 Proposed	Appr. Exp..	$62,800 $0	$0	$50,000

The re-circulation (mixing) piping at the Tapia sludge wet wells is corroded and develops leaks. This project replaces this piping.

Project Funding:

PW Const.:	RW Const.:	SAN Const.:		LVMWD Share:	70.6%
PW Repl.:	RW Repl.:	SAN Repl.:	100%	TWSD Share:	29.4%

Proj #	Project Name/Description	Project Manager	Priority/ Status	through June 30, 2022		FY 22-23 Appropriations	FY 23-24 Appropriations
10753	**Tapia Air Line Repair**	Dingman	1 Proposed	Appr. Exp..	$50,000 $0	$280,000	$0

The air line which conveys compressed air to the treatment process has leaks which not only allow air to escape, but also allow contaminants to enter into the pipeline and potentially the air diffusers. A large portion of this line was repaired, however a section of the pipeline was not addressed. This section needs to be addressed to stop leakage and protect the diffuser membranes.

Project Funding:

PW Const.:	RW Const.:	SAN Const.:		LVMWD Share:	70.6%
PW Repl.:	RW Repl.:	SAN Repl.:	100%	TWSD Share:	29.4%

Proj #	Project Name/Description	Project Manager	Priority/ Status	through June 30, 2022		FY 22-23 Appropriations	FY 23-24 Appropriations
10754	**Rancho Valving In Street Replacement**	Dingman	2 Proposed	Appr. Exp..	$0 $0	$396,000	$0

Replace the broken or damaged R.E.W. and Potable Water valving throughout the facility.

Project Funding:

PW Const.:	RW Const.:	SAN Const.:		LVMWD Share:	70.6%
PW Repl.:	RW Repl.:	SAN Repl.:	100%	TWSD Share:	29.4%

Capital Improvement Project Detail, FY2022-23 - FY2023-24

Proj #	Project Name/Description	Project Manager	Priority/ Status	through June 30, 2022	FY 22-23 Appropriations	FY 23-24 Appropriations
20185	**Tapia Secondary Clarifier Rehabilitation**	Dingman	1 Proposed	Appr. Exp.. $0	$847,000	$0

Repair the secondary clarifiers. The current launders are leaking and need to have the wall seal repaired. Replacement on the inlet diffusers and skimming tubes is also necessary as they are corroded and leaking. Re-caulking the expansion joints and structural repairs to catwalks are needed as they are separating from the wall.

Project Funding:

PW Const.:	RW Const.:	SAN Const.:		LVMWD Share:	70.6%
PW Repl.:	RW Repl.:	SAN Repl.:	100%	TWSD Share:	29.4%

Proj #	Project Name/Description	Project Manager	Priority/ Status	through June 30, 2022	FY 22-23 Appropriations	FY 23-24 Appropriations
20191	**Tapia Effluent Pump Station Rehabilitation**	Schlageter	3 Proposed	Appr. Exp..	$0	$5,522,500

Increase reliability and safety of electrical feed as well as upgrade motor starting capabilities and pumps.

Project Funding:

PW Const.:	RW Const.:	SAN Const.:		LVMWD Share:	70.6%
PW Repl.:	RW Repl.:	SAN Repl.:	100%	TWSD Share:	29.4%

Proj #	Project Name/Description	Project Manager	Priority/ Status	through June 30, 2022	FY 22-23 Appropriations	FY 23-24 Appropriations
20191	**Tapia Control Building Improvements**	Dingman	2 Proposed	Appr. Exp..	$0	$841,380

The control building at Tapia is aging is in need of significant repairs, remodeling and other improvements.

Project Funding:

PW Const.:	RW Const.:	SAN Const.:		LVMWD Share:	70.6%
PW Repl.:	RW Repl.:	SAN Repl.:	100%	TWSD Share:	29.4%

Capital Improvement Project Detail, FY2022-23 - FY2023-24

Proj #	Project Name/Description	Project Manager	Priority/ Status	through June 30, 2022	FY 22-23 Appropriations	FY 23-24 Appropriations
20193	**Rancho Fire Repair - Woolsey Fire - Reimbursement**	Schlageter	2 Proposed	Appr. Exp..	$0	$0

Anticipated reimbursement for IIP project number 201930.

Project Funding:

PW Const.:	RW Const.:	SAN Const.:		LVMWD Share:	70.6%
PW Repl.:	RW Repl.:	SAN Repl.:	100%	TWSD Share:	29.4%

Proj #	Project Name/Description	Project Manager	Priority/ Status	through June 30, 2022	FY 22-23 Appropriations	FY 23-24 Appropriations
20193	**JPA Facility Facilities Repair - Woolsey Fire - Reimbursement**	Schlageter	2 Proposed	Appr. Exp..	$0	$0

Anticipated reimbursement for IIP project number 201933.

Project Funding:

PW Const.:	RW Const.:	SAN Const.:		LVMWD Share:	70.6%
PW Repl.:	RW Repl.:	SAN Repl.:	100%	TWSD Share:	29.4%

Proj #	Project Name/Description	Project Manager	Priority/ Status	through June 30, 2022	FY 22-23 Appropriations	FY 23-24 Appropriations
20193	**Tapia Water Reclamation Facility Improvements - FY25-32**	Dingman		Appr. Exp..	$0	$0

Replace or rehabilitate facilities and equipment at the Tapia Water Reclamation facility based on failure, end of useful life, or obsolescence. Specific projects are identified for each fiscal year.

Project Funding:

PW Const.:	RW Const.:	SAN Const.:		LVMWD Share:	70.6%
PW Repl.:	RW Repl.:	SAN Repl.:	100%	TWSD Share:	29.4%

Capital Improvement Project Detail, FY2022-23 - FY2023-24

Proj #	Project Name/Description	Project Manager	Priority/ Status	through June 30, 2022	FY 22-23 Appropriations	FY 23-24 Appropriations
20195	**JPA Condition Assessment and Rehab Planning**	Korkosz	1	Appr. Exp..	$100,000	$0

Hire engineering firm to assess all electrical systems and make recommendations on necessary rehab or replacement of switch gear, VFD's, transformers, switching, etc...

Project Funding:

PW Const.:	RW Const.:	SAN Const.:		LVMWD Share:	70.6%
PW Repl.:	RW Repl.:	SAN Repl.:	100%	TWSD Share:	29.4%

Proj #	Project Name/Description	Project Manager	Priority/ Status	through June 30, 2022	FY 22-23 Appropriations	FY 23-24 Appropriations
20195	**Centrifuge Controls Upgrade**	Korkosz	1 Proposed	Appr. Exp..	$158,400	$0

Upgrade controls to improve electrical cost and better product.

Project Funding:

PW Const.:	RW Const.:	SAN Const.:		LVMWD Share:	70.6%
PW Repl.:	RW Repl.:	SAN Repl.:	100%	TWSD Share:	29.4%

Proj #	Project Name/Description	Project Manager	Priority/ Status	through June 30, 2022	FY 22-23 Appropriations	FY 23-24 Appropriations
20195	**Rancho Reliability Improvements - FY22-23 & FY23-24**	Dingman	2 Proposed	Appr. Exp..	$132,000	$132,000

Replace or rehabilitate facilities and equipment at the Rancho facility based on failure, beyond useful life, or obsolescence. Specific projects are identified for each fiscal year.

Project Funding:

PW Const.:	RW Const.:	SAN Const.:		LVMWD Share:	70.6%
PW Repl.:	RW Repl.:	SAN Repl.:	100%	TWSD Share:	29.4%

Capital Improvement Project Detail, FY2022-23 - FY2023-24

Proj #	Project Name/Description	Project Manager	Priority/ Status	through June 30, 2022	FY 22-23 Appropriations	FY 23-24 Appropriations
20195	**Fire Hardening - JPA Facilities - FY5-32-32**	Korkosz	3 Proposed	Appr. Exp..	$0	$0

Fire hardening strategy for JPA facilities includes preventative measures and protection systems for both internal and external sources of fire. Potential facility improvements include: 1) Employing advanced detectors and utilizing a plant fire safety systems; and 2) evaluation and, if feasible, installation of a perimeter fire defense system. Fire Hardening also includes creating larger defensible space around critical structures and providing wider access roads and preventative improvements to facilities.

Project Funding:

PW Const.:	RW Const.:	SAN Const.:	100%	LVMWD Share:	70.6%
PW Repl.:	RW Repl.:	SAN Repl.:		TWSD Share:	29.4%

Proj #	Project Name/Description	Project Manager	Priority/ Status	through June 30, 2022	FY 22-23 Appropriations	FY 23-24 Appropriations
20196	**Tapia Water Reclamation Facility Improvements - FY22-23 & FY23-24**	Dingman	2 Proposed	Appr. Exp..	$132,000	$132,000

Replace or rehabilitate facilities and equipment at the Tapia Water Reclamation facility based on failure, end of useful life, or obsolescence. Specific projects are identified for each fiscal year.

Project Funding:

PW Const.:	RW Const.:	SAN Const.:		LVMWD Share:	70.6%
PW Repl.:	RW Repl.:	SAN Repl.:	100%	TWSD Share:	29.4%

Proj #	Project Name/Description	Project Manager	Priority/ Status	through June 30, 2022	FY 22-23 Appropriations	FY 23-24 Appropriations
20196	**TAPIA ALUMINUM SULFATE TANK REPLACEMENT**	Dingman	1 Proposed	Appr. Exp..	$816,000	$396,000

Replace aging sodium bisulfite tank that is leaking. Project includes feed pump and delivery pipeline.

Project Funding:

PW Const.:	RW Const.:	SAN Const.:		LVMWD Share:	70.6%
PW Repl.:	RW Repl.:	SAN Repl.:	100%	TWSD Share:	29.4%

Capital Improvement Project Detail, FY2022-23 - FY2023-24

Proj #	Project Name/Description	Project Manager	Priority/ Status	through June 30, 2022	FY 22-23 Appropriations	FY 23-24 Appropriations
20196	**Rancho Control Building HVAC Replacement**	Dingman	2 Proposed	Appr. Exp..	$330,000	$0

Replace HVAC at Rancho Control Building. Has reached end of useful life and is not feasible to replace existing unit.

Project Funding:

PW Const.:	RW Const.:	SAN Const.:		LVMWD Share:	70.6%
PW Repl.:	RW Repl.:	SAN Repl.:	100%	TWSD Share:	29.4%

Proj #	Project Name/Description	Project Manager	Priority/ Status	through June 30, 2022	FY 22-23 Appropriations	FY 23-24 Appropriations
20196	**Malibou Lake Siphon Project**	Korkosz	1 Proposed	Appr. Exp..	$1,337,000	$0

Repair Malibou Lake Siphon to address inflow and infiltration at the site.

Project Funding:

PW Const.:	RW Const.:	SAN Const.:		LVMWD Share:	?
PW Repl.:	RW Repl.:	SAN Repl.:	100%	TWSD Share:	?

Proj #	Project Name/Description	Project Manager	Priority/ Status	through June 30, 2022	FY 22-23 Appropriations	FY 23-24 Appropriations
20196	**Rancho Las Virgenes - New Flare**	Dingman	1 Proposed	Appr. Exp..	$150,000	$555,000

Design and install a new larger flare that can handle all of the digester gas flow (over 100 scfm). The current flare, which has a limited capacity of 75 scfm will remain in place to provide redundancy. The current flare does not have the capacity to dispose of all of the digester gas.

Project Funding:

PW Const.:	RW Const.:	SAN Const.:		LVMWD Share:	70.6%
PW Repl.:	RW Repl.:	SAN Repl.:	100%	TWSD Share:	29.4%

Capital Improvement Project Detail, FY2022-23 - FY2023-24

Proj #	Project Name/Description	Project Manager	Priority/ Status	through June 30, 2022	FY 22-23 Appropriations	FY 23-24 Appropriations
20197	**Trunk Sewer System Improvements - Out Years**	Korkosz	2 Proposed	Appr. Exp..	$0	$0

Maintain and repair trunk sewer system (pairs with 10756).

Project Funding:

PW Const.:	RW Const.:	SAN Const.:	LVMWD Share:	70.6%
PW Repl.:	RW Repl.:	SAN Repl.: 100%	TWSD Share:	29.4%

Proj #	Project Name/Description	Project Manager	Priority/ Status	through June 30, 2022	FY 22-23 Appropriations	FY 23-24 Appropriations
20197	**Recycled Water Pump Station Battery Energy Storage System (BESS)**	Zhao	1 Proposed	Appr. Exp..	$1,381,950	$0

Development and installation of a 2,682 kilowatt-hour battery storage system at the Recycled Water Pumping Station (RWPS). The anticipated $1.38 million capital investment will be mostly offset by SGIP funding in the amount of $1.17 million.

Project Funding:

PW Const.:	RW Const.: 100%	SAN Const.:	LVMWD Share:	70.6%
PW Repl.:	RW Repl.:	SAN Repl.:	TWSD Share:	29.4%

Proj #	Project Name/Description	Project Manager	Priority/ Status	through June 30, 2022	FY 22-23 Appropriations	FY 23-24 Appropriations
20197	**OFFSET OF IIP #201974 - RWPS Battery Energy Storage System**	Zhao	1 Proposed	Appr. Exp..	$0	$0

SGIP funding to offset

Project Funding:

PW Const.:	RW Const.: 100%	SAN Const.:	LVMWD Share:	70.6%
PW Repl.:	RW Repl.:	SAN Repl.:	TWSD Share:	29.4%

Capital Improvement Project Detail, FY2022-23 - FY2023-24

Proj #	Project Name/Description	Project Manager	Priority/ Status	through June 30, 2022	FY 22-23 Appropriations	FY 23-24 Appropriations
20197	**Indian Hills**	Hurtado	3 Proposed	Appr. Exp..	$0	$0

Indian Hills RW Tank Rehabilitation.

Project Funding:

PW Const.:	RW Const.:		SAN Const.:		LVMWD Share:	70.6%
PW Repl.:	RW Repl.:	100%	SAN Repl.:		TWSD Share:	29.4%

20198	**UNFUND - Rancho Valving In Street (#10754)**			Appr. Exp..	$0	$0

*** UNFUND

Project Funding:

PW Const.:	RW Const.:		SAN Const.:		LVMWD Share:	70.6%
PW Repl.:	RW Repl.:		SAN Repl.:	100%	TWSD Share:	29.4%

60030	**Grit Chamber Mixing System Replacement**	Dingman	3 Proposed	Appr. Exp..	$0	$0	$198,000

Replace grit chamber mixing system with a more efficient mixing system.

Project Funding:

PW Const.:	RW Const.:		SAN Const.:		LVMWD Share:	70.6%
PW Repl.:	RW Repl.:		SAN Repl.:	100%	TWSD Share:	29.4%

Capital Improvement Project Detail, FY2022-23 - FY2023-24

Proj #	Project Name/Description	Project Manager	Priority/ Status	through June 30, 2022	FY 22-23 Appropriations	FY 23-24 Appropriations
60032	**Pavement Restoration Tapia**	Dingman	3 Proposed	Appr. Exp.. $0	$0	$0

Pavement restoration/slurry seal at Tapia.

Project Funding:

PW Const.:	RW Const.:	SAN Const.:		LVMWD Share:	70.6%
PW Repl.:	RW Repl.:	SAN Repl.:	100%	TWSD Share:	29.4%

Proj #	Project Name/Description	Project Manager	Priority/ Status	through June 30, 2022	FY 22-23 Appropriations	FY 23-24 Appropriations
80748	**Rancho: Replace Agitators**	Dingman	3 Proposed	Appr. Exp..	$1,304,250	$0

Purchase new compost agitators to replace the existing ones.

Project Funding:

PW Const.:	0%	RW Const.:	0%	SAN Const.:	0%	LVMWD Share:	70.6%
PW Repl.:	0%	RW Repl.:	0%	SAN Repl.:	100%	TWSD Share:	29.4%

Proj #	Project Name/Description	Project Manager	Priority/ Status	through June 30, 2022	FY 22-23 Appropriations	FY 23-24 Appropriations
99909	**Rancho Las Virgenes SCADA Improvements**	Nkwenji	2 Complete	Appr. Exp..	$855,000	$264,000

Upgrade Process Control and Instrumentation System (PCIS) at Rancho. Rancho's PLC and HMI systems are inconsistent with the current District Standards for Operational Technology.

Project Funding:

PW Const.:	RW Const.:	SAN Const.:		LVMWD Share:	70.6%
PW Repl.:	RW Repl.:	SAN Repl.:	100%	TWSD Share:	29.4%

Infrastructure Investment Plan
Fiscal Year 2022/23 - Fiscal Year 2031/32

JPA Partner Cost Share

	FY 22/23	FY 23/24
Sanitation Construction	$ -	$ -
Sanitation Replacement	$ 9,281,653	$ 19,036,598
RW Conservation	$ 149,637	$ -
RW Replacement	$ -	$ -
LVMWD Share	$ 9,431,290	$ 19,036,598

	FY 22/23	FY 23/24
Sanitation Construction	$ -	$ -
Sanitation Replacement	$ 3,856,264	$ 7,927,422
RW Conservation	$ 62,313	$ -
RW Replacement	$ -	$ -
TWSD Share	$ 3,918,577	$ 7,927,422
Total Costs	$ 13,349,867	$ 26,964,020

AGENDA ITEM NO. 6.A

DATE: May 1, 2023

TO: JPA Board of Directors

FROM: Finance and Administration

SUBJECT: JPA Fiscal Year 2023-24 Draft Budget Review

SUMMARY:

The JPA prepares a biennial budget to support long-range strategic planning and aims to minimize mid-cycle changes to operating, capital improvement and staffing expenditures. On June 2, 2022, the JPA Board approved a two-year JPA Budget Plan for Fiscal Years 2022-24. The JPA Board adopted the budget for the first year and approved the budget plan for the second year. Prior to commencement of the second year of the budget, the JPA Board is presented with an update on the second year budget and any recommended mid-cycle adjustments.

RECOMMENDATION(S):

Review and provide feedback on the JPA Fiscal Year 2023-24 Draft Budget.

FINANCIAL IMPACT:

There is no financial impact associated with this action.

DISCUSSION:

The JPA prepares a biennial budget to improve long-range strategic planning and aims to minimize mid-cycle changes to operating, capital improvement and staffing expenditures. As a result, the Fiscal Year 2023-24 draft budget represents a continuation of essentially the same levels of staffing and service with minimal changes to the operating budget.

Operating Revenues:

Fiscal Year 2023-24 revenues reflect an increase over those budgeted for the current fiscal year, primarily due to increased projections for recycled water sales to the JPA's two customers: Las Virgenes Municipal Water District and Triunfo Water & Sanitation District.

The wholesale rate for recycled water is based on the operating costs for recycled water reservoirs, system operations and pump stations; administrative overhead costs for recycled water operations; and a depreciation expense for recycled water capital assets. For Fiscal Year 2023-24, the wholesale rate for recycled water is proposed to increase from the current amount of $570.32 per acre-foot to $579.44 per acre-foot. For comparison purposes, the

approved Fiscal Year 2022-24 Budget Plan projected a rate of $574.31 per acre-foot for Fiscal Year 2023-24.

Operating Expenses:

The Fiscal Year 2023-24 operating budget includes a $348,060, or 1.53%, increase in expenditures over the approved plan as a result of increases the JPA's insurance premiums.

Fiscal Year 2023-24 budgeted expenses are $24.4 million, reflecting an increase of $1.72 million, or 7.85%, over the adopted Fiscal Year 2022-23 Budget.

Capital Improvements Project Expenses:

Staff proposes the reallocation of funds based on updated project priorities with no proposed changes to the overall approved plan of $26.9 million.

At the Board meeting, staff will provide the Board with an overview of all of the proposed capital improvement projects for Fiscal Year 2023-24, including those with recommendations for reallocation of funds, in response to a request by JPA Director Janna Orkney.

GOALS:

Ensure Effective Utilization of the Public's Assets and Money

Prepared by: Debbie Rosales, Financial Analyst II

ATTACHMENTS:
Proposed Mid-cycle Adjustments for Fiscal Year 2023-24
JPA-CIP Detail FY 22-24

TWO-YEAR BUDGET
FY 2023/24 DRAFT BUDGET ADDENDUM

Joint Powers Authority

May 1, 2023

FY 2023/24 Budget

- Second of a two-year budget
- Minimal changes from approved Fiscal Year 2022-24 Budget Plan

FY 2023-24 Allocated Net Expense

Las Virgenes - Triunfo
Joint Powers Authority
Allocated Net Expense Summary
(Dollars in Thousands)

	FY 22-23 Approved Plan	FY 23-24 Draft Budget	Net Increase
JPA Revenues	2,775	2,799	24
JPA Expenses	24,059	24,407	348
Net Operating Expense	21,284	21,608	324
Las Virgenes Municipal Water District	14,462	14,691	229
Triunfo Water & Sanitation District	6,822	6,917	95
Total Allocated Expenses	21,284	21,608	324

Recycled Water Wholesale Rates

Approved Plan FY 2023-24 - $574.31

Proposed FY 2023-24 - $579.44

FY 2023-24 Sources / Uses

SOURCES OF FUNDS
$51.4 million

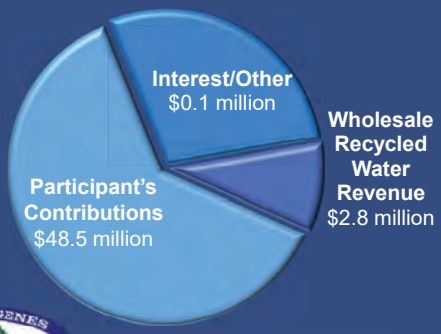

USES OF FUNDS
$51.4 million

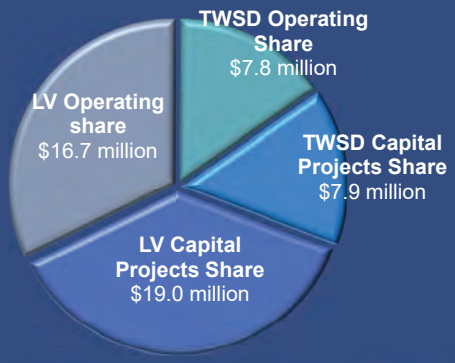

Las Virgenes Municipal Water District
www.LVMWD.com
54

CIP Adjustments

	Budget Plan	Proposed	Adjustments
Malibou Lake Siphon	$ 1,337,000	$ 3,002,000	$ 1,665,000
Tapia Flood Wall Improvements	$ -	$ 198,000	$ 198,000
Hach Equipment Replacement	$ -	$ 832,500	$ 832,500
Centrifuge Rebuild	$ -	$ 235,042	$ 235,042
RW Reservoir #2 Storm Repairs and Inflow Problems	$ -	$ 105,600	$ 105,600
RW Pump Station Battery Energy Storage	$ 1,381,950	$ -	$ (1,381,950)
RW Pump Station Offset	$ (1,170,000)	$ -	$ 1,170,000
Tapia Air Line Repair	$ 330,000	$ 330,000	$ -
Tapia Effluent Pump Station Rehab	$ 5,522,500	$ 3,626,370	$ (1,896,130)
Tapia Aluminum Sulfate Tank Replacement	$ 1,212,000	$ 283,938	$ (928,062)
			$ -
	$ 8,613,450	$ 8,613,450	$ -

Recommendation

- Provide feedback on Fiscal Year 2023-24 draft budget.

Capital Improvement Projects
FY 2023/24

Project No.	Project Title	FY 2022/23 Budget	FY2022/23 Estimated Actual	Estimated Carryforward June 30, 2023	FY 2023/24 Approved Appropriation	FY 2023/24 Proposed Budget
CIP10520	SCADA SYS COMM UPGRADES	24,750	-	-	644,000	644,000
	Migration of the existing communication system from a serial radio network to an ethernet based radio network. Provide redundant data paths for uninterrupted communicaiton. Eliminate need to rely on telephone company equipment.					
CIP10567	TAPIA PGMBLE LOGIC CONTROLLER	65,545	35,458	30,087	-	30,087
	This project replaces programmable logic controllers (PLC's) with newer PLCs and provides necessary equipment upgrades (fiber optics, network switches and programming) to complete the installation. This is a program project which addresses Tapia in the first two years and contrate treatment in the third year. Design will occur in the first year for all facilities.					
CIP10635	PURE WATER PROJECT	7,199,122	1,808,374	1,186,000	13,251,040	14,437,040
	The Pure Water Project relies on indirect potable reuse, a water supply strategy now adopted by many cities and water agencies in California and across the United States to provide local, reliable water. The ultimate, full-scale project will minimize the discharging of usable recycled water into Malibu Creek and instead will convert this resource into a viable source for potable, locally-produced water. The full-scale project involves the construction of several pipelines and an advanced treatment plant that will convert recycled water into pure drinking water. The Pure Water Project creates an affordable and reliable local water supply that will be cost-competitive with imported water, help stabilize water rates, safeguard the local economy, and significantly reduce the uncertainty of supply associated with importing water due to climate change and long-term and reoccurring drought conditions. The project will require public participation and acceptance, regional leadership, and funding to move from concept to reality.					
CIP10668	RANCHO LV STORM WATER DIVERSION	-	-	-	171,900	171,900
	Replacement of two storm water diversion structures at the Rancho Las Virgenes Composting Facility. Structures have lifted and need to be addressed. The drainae from the V-ditch goes to a discharge point in Las Virgenes Creek. There is a concern that sludge and/or reclaimed water entering into the V-ditch could enter the creek via the drainage from the V-ditch. An open/close valve should be installed at the drainage area so that operators control the contents of the V-ditch. A sump pump system with discarge piping should also be included so that the contents can be pumped either to the field or offsite.					
CIP10702	TAPIA EFFLUENT P/S FEEDER RELOCATE	184,161	3,413	180,748	-	180,748
	Remove or abandon in place existing 4160 volt feeders currently suspended from the top slab of the Effluent Pump Station wet well, underneath the existing MCCs. Perform electrical design and replace the overhead 4160 volt feeders. Ensure coordination with 480 volt switch gear improvements.					
CIP10703	TAPIA TERTIARY FILTER REHAB	-	-	-	50,000	50,000
	Tertiary Filters concrete rehabilitation. Approximately 25 locations that require a 1 square foot patching with rebar repair. Replace 45 metal plates (2' X 4') on the filter deck and fix concrete around the plates with proper joint sealer. Also include the repair of an electrical panel in the Filter gallery. Replace existing electric actuators at filter structure with new electric actuators. Program plant control system to function with both remote PLC control of actuators and local actuator control. Upgrade local controls to replace old filter annunciator panels which are currently located on the top deck of the filter structure.					
CIP10724	SITE SECURITY ASSESSMNT/IMPROV-JPA	105,000	3,617	101,383	343,200	444,583
	Security Assessment of various JPAt sites and facilities. This will include access controls and security camera installations and improvements.					
CIP10737	TAPIA FLOW EQUALIZATION	450,000	710	449,290	3,330,000	3,779,290
	This project consists of the development of a preliminary design report to evaluate the storage and conveyance of Tapia primary effluent to help store and equalize the diurnal peak flows that Tapia sees between dry and wet weather events. This maximizes effluent available for the AWT and also improves and provides consistent water quality for the feed water to the AWT.					
CIP10741	CONCRETE CORROSION REPAIR-TAPIA	50,000	-	-	264,000	264,000
	Repair failing concrete at the Tapia Water Reclamation Facility.					
CIP10743	FIRE HARDENING-JPA FACILITIES	264,000	-	-	264,000	264,000
	Fire hardening strategy for JPA facilities includes preventive measures and protection systems for both internal and external sources of fire. Potential facility improvements include: 1) employing advanced detectors and utilizing a plant fire safety systems; and 2) evaluation and, if feasible, installation of a perimeter fire defense system. Fire Hardening also includes creating larger defensible space around critical structures and providing wider access roads and preventative improvements to facilities.					
CIP10745	003 DISCHARGE POINT REHABILITATION	547,748	22,727	525,021	555,000	1,080,021
	Evaluate and repair failed 003 Discharge point pipeline (into Malibu Creek). Contract for inspection, an engineering study and a design report to determine the most cost effective means to repair failed 24" potable water pipeline from the Tapia Water Reclamation Facility to Malibu Creek. The pipeline will be used to supply potable supplement to the Malibu Creek during low flow periods.Approximately one (1) mile of pipeline needs to be and preventative improvements to facilities.					
CIP10748	CENTRATE TANK INSPECTION/REHAB	132,000	-	132,000	-	132,000
	Tank inspections and recommendations for rehabilitation.					
CIP10752	TAPIA SLUDGE WET WELL PIPING RPLCMT	-	-	-	50,000	50,000
	The re-circulation (mixing) piping at the Tapia sludge wet wells is corroded and develops leaks. This project replaces this piping.					
CIP10753	TAPIA AIR LINE REPAIR	330,000	-	330,000	-	330,000
	The air line which conveys compressed air to the treatment process has leaks which not only allow air to escape, but also allow contaminants to enter into the pipeline and potentially the air diffusers. A large portion of this line was repaired, however a section of the pipeline was not addressed. This section needs to be addressed to stop leakage and protect the diffuser membranes.					
CIP10754	RANCHO VALVING IN STREET REPLACEMENT	396,000	-	396,000	-	396,000
	Replace broken or damaged R.E.W. and Potable Water valving throughout the facility.					
CIP10756	TRUNK SEWER SYSTEM IMPROVEMENTS	501,600	1,366	501,600	-	501,600
	Replace or rehabilitate trunk sewer system components based on CCTV, condition assessment & SSMP, end of useful life, or obsolescence. Specific projects are identified for each fiscal year.					

Capital Improvement Projects
FY 2023/24

		FY 2022/23 Budget	FY2022/23 Estimated Actual	Estimated Carryforward June 30, 2023	FY 2023/24 Approved Appropriation	FY 2023/24 Proposed Budget
CIP10794	TAPIA SECONDARY CLARIFIER REHAB	847,000	26,569	820,431	-	820,431
	Repair the secondary clarifiers. The current launders are leaking and need to have the wall seal repaired. Replacement on the inlet diffusers and skimming tubes is also necessary as they are corroded and leaking. Recaulking the expansion joints and structural repairs to catwalks are needed as they are separating from the wall.					
CIP10795	TAPIA EFFLUENT PUMP STATION REHAB	-	-	-	3,626,370	3,626,370
	Increase reliability and safety of electrical feed as well as upgrade motor starting capabilities and pumps.					
CIP10796	TAPIA CONTROL BUILDING REHAB	-	-	-	841,380	841,380
	The control building at Tapia is aging and in need of significant repairs, remodeling, and other improvements.					
CIP10797	JPA CONDITION ASSESS AND REHAB PLNG	100,000	783	99,217	-	99,217
	Hire engineering firm to assess all electrical systems and make recommendations on necessary rehab or replacement of switch gear, VFD's transformers, switching, etc.					
CIP10798	CENTRIFUGE CONTROLS UPGRADE	158,400	-	158,400	-	158,400
	With the summertime compliance project being constructed next year, the 001 out fall meter will be removed. Additionally, the Tapia groundwater meter has aged out and the 003 meter needs to be replaced. These meters are regulatory required. This project replaces the 001, 003 and the Tapia groundwater effluent meters.					
CIP10799	RANCHO RELIABILITY IMPVMNTS FY22-24	132,000	92,157	-	132,000	132,000
	Replace or rehabilitate facilities and equipment at the Rancho facility based on failure, beyond useful life, or obsolescence. Specific projects are identified for each fiscal year.					
CIP10800	TAPIA FACILITY IMPROVEMENTS FY22-24	132,000	-	-	132,000	132,000
	Replace or rehabilitate facilities and equipment at the Rancho facility based on failure, beyond useful life, or obsolescence. Specific projects are identified for each fiscal year.					
CIP10801	TAPIA ALUMINUM SULFATE TANK REPLACE	816,000	33,429	(33,734)	317,672	283,938
	Replace aging sodium bisulfite tank that is leaking. Project includes feed pump and delivery pipeline.					
CIP10803	MALIBOU SIPHON LAKE	1,337,000	275,316	1,061,684	603,316	1,665,000
	Repair Malibou Lake Siphon to address inflow and infiltration at the site.					
CIP10804	RANCHO LAS VIRGENES-NEW FLARE	150,000	14,659	135,341	555,000	690,341
	Design and install a new larger flare that can handle all of the digester gas flow (over 100 scfm). The current flare, which has a limited capacity of 75 scfm will remain in place to provide redundancy. The current flare does not have the capacity to dispose of all of the digester gas.					
CIP10805	GRIT CHAMBER MIXING SYSTEM REPLACE	-	-		198,000	198,000
	Replace grit chamber mixing system with a more efficient mixing system.					
CIP10806	RANCHO REPLACE AGITATORS	1,304,350	411,939	892,411	-	892,411
	Purchase new compost agitators to replace the existing ones.					
CIP10807	RANCHO SCADA IMPROVEMENTS	855,000	-	855,000	264,000	1,119,000
	Upgrade Process Control and Instrumentatin System (PCIS) at Rancho. Rancho's PLC and HMI systems are inconsistent with current District Standards for Operational Technology.					
NEW	TAPIA FLOOD WALL IMPROVEMENTS	-	-	-	198,000	198,000
NEW	HACH EQUIPMENT REPLACEMENT	-	-	-	832,500	832,500
NEW	CENTRIFUGE REBUILD	-	-	-	235,042	235,042
NEW	RW RESERVOIR #2 STORM REPAIRS/INFLOW PROBLEMS	-	-	-	105,600	105,600
	TOTAL CIP - JPA	16,081,676	2,730,517	7,820,879	26,964,020	34,784,899

BUDGET GLOSSARY

Appropriation - An authorization made by the Board which permits the District to incur obligations and expend resources.

Accrual Basis - A basis of accounting in which transactions are recognized at the time they are incurred, as opposed to when cash is received or spent.

Assessment District - A sub-District formed to finance improvements and collect & process outstanding assessments from benefiting property owners.

Audit - Prepared by an independent certified public accountant (CPA), the primary objective of an audit is to determine if the District's Financial Statements present fairly the District's financial position and results of operations in conformity with generally accepted accounting principles. In conjunction with its performance of an audit, the independent auditor is required to issue a Management Letter stating the adequacy of the District's internal controls as well as recommending improvements to the District's financial management practices.

Board of Directors - The District's five-member governing body (Board), consisting of five directly elected members-at-large. Each Director has one vote, a majority of the members must be present for action to be taken, and a majority of those present is required to act on any matter (except as otherwise required by law).

Bonds - Interest bearing certificates issued by a government agency, redeemable on a specific date; used as a means of raising funds for capital improvements. Several types are available, many require voter approval before issuance.

Budget - A financial plan adopted by the Board of Directors for a specified period of time that establishes management policies, goals, and objectives for all programs within the District and allocates planned revenues and expenditures to District services.

Budget Adjustment - An amendment or supplement to the budget approved by majority Board vote any time after budget adoption. A budget adjustment may increase or decrease the budget.

Budget Policies – General and specific guidelines adopted by the Board that govern financial plan preparation and administration.

Budget Review Process - The series of Board meetings and discussions used to provide policy guidance and direction for the program objectives to be accomplished the ensuing year.

Budget Transfer - An action transferring appropriations and revenues from one budget location to another without changing overall totals.

Capital Improvement Fund - This fund type is used to accumulate over time financial resources used in the acquisition, construction, development and long-term modification of major capital facilities (see Fund).

Capital Improvement Plan - A plan to provide for the major modification or replacement of existing public facilities & assets, and for the construction or acquisition of new ones.

Cash Basis - A basis of accounting in which transactions are recognized only when cash is increased or decreased.

Certificates of Participation (COPs) - Interest bearing certificates issued by a government agency, redeemable on a specific date; used as a means of raising funds for capital improvements (very similar to bonds, except no voter approval is required).

Debt Service - A predetermined schedule of payments on debt principal and interest.

Debt Service Fund - A Fund used to account for the accumulation and payment of resources related to general long-term debt principal and interest (see Fund).

Direct Expense/Revenue - Expense or revenue which is directly attributable to the service being provided. Also sometimes called operating expense/revenue.

Encumbrance - The reservation of funds to be expended (see Expense).

Enterprise Fund - A Fund used to account for operations that are financed and operated in a manner similar to private sector enterprises where it is the District's intent that costs (including depreciation) of providing services to the general public be financed or recovered primarily through user charges. All operating programs of the District operate as enterprises.

Executive Summary - Included in the opening section of the budget, the Executive Summary provides the Board and public with a general summary of the most important aspects of the budget, changes from previous fiscal years, and the views and recommendations of the General Manager.

Expense – The outflow or using up of assets for capital purchases, goods & services (see Encumbrance).

Fiscal Year (FY) - An annual period for recording District financial transactions beginning July 1 and ending June 30. Fiscal Year 2020-2021 is abbreviated "FY 2021" or "FY 21."

Fixed Assets - Long-term major assets with a purchase price greater than $4,000 and a useful life greater than one year, such as land, buildings, machinery, furniture, and other equipment.

Fund - The District accounts for all its operations and activities as an enterprise fund. This fund is comprised of various fund types such as operations, debt service and capital projects.

GAAP - Generally Accepted Accounting Principles. Uniform minimum standards for financial accounting and recording encompassing the conventions, rules, and procedures that define accepted accounting principles.

Goal - A statement of broad direction, purpose, or intent. Program Goals support District Goals.

Inventoried Equipment - Each individual piece of equipment having a purchase price of $4,000 or less that can be labeled and tracked. This includes equipment such as personal computers, laptop computers, cell phones, pagers, radios, etc.

Line ltem Budget - A budget that lists detailed expenditure categories (photocopying, telephone service, travel, etc.) separately, along with the amount budgeted for each specified category. The District uses a program rather than line-item budget, although detail line-item accounts are maintained and recorded for financial reporting and control purposes.

Operating Budget - A financial plan that pertains to daily operations and maintenance of existing facilities providing basic services.

Other Resources - Revenues other than those collected directly for a specific program, such as plan check fees, returned check charges and interfund transfers.

Program - A grouping of specific activities organized to accomplish District goals.

Program Budget - The type of budget used by the District, it shows budget amounts by program and category (salaries, supplies, services, etc.) rather than line item. Detail line-item accounts are maintained and recorded for financial reporting and control purposes, but are not included in the budget document.

Reserve - An account used either to set aside budgeted revenues that are not required for spending in the current year or to earmark revenues for a specific future purpose.

Retained Earnings - The accumulated earnings of an Enterprise entity which have been retained in the fund and which are not reserved for any specific purpose.

Revenues - Monies received or earned by the District.

Risk Management - An organized attempt to protect District assets against accidental loss in the most cost-effective manner.

Special Assessment Fund - This fund type is used to account for special assessments of the District to provide facilities that benefit specific properties (see Fund).

Transfers - Charges against one program that are moved as revenue to others for repayment of previously advanced funds, debt service or other purposes.

THIS PAGE INTENTIONALLY LEFT BLANK

Fiscal Year 2023-2024
Proposed Budget
Triunfo Water & Sanitation District

370 N Westlake Blvd, Suite 100
Westlake Village, CA 91362
www.triunfowsd.com

TRIUNFO WATER & SANITATION DISTRICT

RESOLUTION NO. TWSD 2023-005

A RESOLUTION OF THE BOARD OF DIRECTORS OF TRIUNFO WATER & SANITATION DISTRICT ADOPTING THE PROPOSED DISTRICT BUDGET FOR FISCAL YEAR 2023-24 AND AUTHORIZING ADJUSTMENTS FOR THIRD PARTY PASS-THROUGH CHARGES AND CARRY-OVERS FOR FISCAL YEAR 2023-24

SECTION 1. FISCAL YEAR 2023-24 BUDGET

WHEREAS, the General Manager, on May 16, 2023, submitted the Proposed Budget Plan for Triunfo Water and Sanitation District for the Fiscal Year 2023-24, commencing July 1, 2023; and

WHEREAS, the following activities were undertaken by the District:

1. A preliminary draft of the District's Fiscal Year 2023-24 Budget Plan was reviewed at the Budget Workshop held on May 16, 2023;

2. The preliminary draft of the budget included a summary of projected water deliveries and operational costs, which include estimates for third party pass-through costs;

3. The Board of Directors held a Board Meeting on May 22, 2023 to discuss and consider the proposed Fiscal Year 2023-24 Budget Plan as originally submitted, along with the recommended revisions developed throughout the Budget review process referenced above.

NOW, THEREFORE, BE IT RESOLVED that the Board of Directors of Triunfo Water & Sanitation District, hereby approves and adopts the Fiscal Year 2023-24 Budget Plan as proposed to the Board of Directors on May 22, 2023, and authorizes staff to make any necessary budget adjustments to incorporate final third party pass-through costs which are subject to external agencies actions.

SECTION 2: FISCAL YEAR 2022-23 APPROPRIATION CARRY-OVERS (Encumbrances)

WHEREAS, the completion of District work does not necessarily coincide with the calendar dates of the fiscal year, and as such work is in progress, contracts are in progress, or work otherwise is delayed beyond June 30, 2023;

NOW, THEREFORE, BE IT RESOLVED that the Board of Directors of Triunfo Water & Sanitation District hereby authorizes the carryover of specific appropriations from FY 2022-23 to FY 2023-24 to complete Board authorized work plan(s) and other operating needs deemed necessary by the General Manager.

Therefore, before closing the District's financial accounting records for FY 2022-23, the General Manager is hereby authorized to direct the carryover of District funds for use in FY 2023-24 those appropriations from the FY 2022-23 Budget deemed necessary to complete specific projects or services that could not be finalized prior to June 30, 2023.

PASSED, APPROVED, AND ADOPTED this 22nd day of May, 2023 by the following vote:

AYES:

NOES:

ABSENT:

ABSTAIN:

_____
Jane Nye, Chair

Attest:

_____
Fidela Garcia
Clerk of the Board

APPROVED AS TO FORM:

_____
John Mathews, District Counsel

Board of Directors
Jane Nye, Chair
Janna Orkney, Vice Chair
Leon Shapiro, Director
Raymond Tjulander, Director
James Wall, Director

TRIUNFO WATER & SANITATION DISTRICT

Providing Outstanding Service Since 1963

May 22, 2023

Board of Directors
Triunfo Water & Sanitation District
Ventura County, California

PURCHASE OF A NEW SEWER CLEANING TRUCK

Summary

On February 27, 2023, your Board gave conceptual approval for the purchase of a new sewer cleaning truck.

Staff has evaluated multiple alternatives for a combination vacuum/jetting sewer cleaning truck. While there are many options for this type of machine across the globe, the two manufacturers serving the greater Los Angeles and Ventura County areas with robust sales and maintenance/repair services are Vactor Manufacturing, a Subsidiary of Federal Signal Corporation and Vac-Con, Inc., a subsidiary of Holden Industries, Inc. In Southern California, Vactor trucks are distributed by Haaker Equipment Company, and Vac-Con trucks are distributed by Municipal Maintenance Equipment (MME). The two products evaluated by TWSD that best meet TWSD's operational needs and are most readily available are the Vactor 2110 Plus Jet Rodder mounted on an International chassis and the Vac-Con Titan mounted on a Freightliner chassis.

Both truck purchase options are available to TWSD through Sourcewell, a Cooperative Purchase Program for government agencies. After reviewing the equipment options available from both Vactor and Vac-Con, TWSD staff recommends purchasing the Vactor 2110 Plus Jet Rodder for the following reasons:

- Vactor's Jet Rodder single piston water pump was developed by Vactor specifically for the purpose of sewer line and wet well cleaning. It is highly recommended by our peers in the industry due to its simple design and ease of maintenance.
- Vactor's Rapid Deployment Boom significantly reduces set-up and tear-down time for staff by eliminating the need for installing extra vacuum tubes.

- Vactor's positive displacement blower offers the ideal choice for TWSD's needs due to its versatility, capabilities for use in hydro-excavation, and ability to vacuum when fully submerged.
- All components of a Vactor truck are painted or powder coated before assembly so that no hoses or bolt heads are painted over
- Vactor utilizes its trademarked Modul-flex design software to ensure a clean fit and finish, distribute the gross vehicular weight across the chassis, and maximize payload
- Vactor's hose reel features simple to use controls and is designed to be fully maneuverable, but remain directly in front of the vehicle at all times to maximize worker safety.
- Vactor's Ex-Ten premium steel debris tank offers the best option for corrosion and abrasion resistance
- Vactor will provide a dual fill system so that both potable and recycled water can be used for sewer line cleaning without the risk of cross contamination.

The purchase price through Sourcewell for the Vactor 2110 Plus Jet Rodder is $573,223.53. In addition, additional cleaning nozzles and beneficial accessories will be included in the final design and purchase of the truck.

Fiscal Impact

None. On February 27, 2023, your Board authorized an increase in the FY 2022-2023 Budget of $650,000 to purchase a new sewer cleaning truck.

Recommendation:

It is recommended that the Board:

A. Authorize staff to proceed with the purchase of a Vactor 2110 Plus Jet Rodder including accessories through Haaker Equipment Company for a not-to-exceed amount of $650,000; or

B. Provide staff with alternative direction.

DAVE RYDMAN – OPERATIONS MANAGER

REVIEWED AND APPROVED _____
Mark Norris, General Manager

Board of Directors
Jane Nye, Chair
Janna Orkney, Vice Chair
Leon Shapiro, Director
Raymond Tjulander, Director
James Wall, Director

Providing Outstanding Service Since 1963

May 22, 2023

Board of Directors
Triunfo Water & Sanitation District
Ventura County, California

ACWA REGION 8 BOARD CALL FOR CANDIDATES

Summary

On April 26, 2023, the District received the attached memo from ACWA Region 8 Board, seeking candidates for Chair, Vice Chair, and five Board Member positions. The Region 8 Board is seeking ACWA members who are interested in leading the Direction of ACWA Region 8 for the 2024-2025 term. Nominations require the submittal of a Region Board Candidate Nomination Form signed by the candidate and a Board adopted resolution supporting the candidate's nomination to ACWA by June 16, 2023.

The members of the Region 8 Board determine the direction and focus of region issues and activities. Additionally, they support the fulfillment of ACWA's goals on behalf of members.

If you have any questions, please call me at (805) 658-4402 or via email at FidelagGarcia@TriunfoWSD.com

Fiscal Impact

Costs of Director participation will be borne by the District. These costs are yet to be determined.

Recommendation:

It is recommended the Board:

A. Consider the call for nomination to the ACWA Region 8 Board; and

B. Approve and adopt Resolution No. TWSD 2023-004 supporting a nomination; or

C. Provide staff with alternative direction.

FIDELA GARCIA, CMC – CLERK OF THE BOARD

REVIEWED AND APPROVED: _____
Mark Norris, General Manager

Attachments: 1. ACWA Memorandum & Region 8 Board Candidate Nomination Packet
2. Resolution No. TWSD 2023-004
3. ACWA Region 8 Candidate Nomination Form

MEMORANDUM

Date: April 17, 2023

To: ACWA Region 8 General Manager and Board Presidents
(sent via e-mail)

From: ACWA Region 8 Nominating Committee
- **Dave Pedersen**, Las Virgenes Municipal Water District
- **Edgar Dymally**, Metropolitan Water District of Southern California
- **Cynthia Kurtz**, Pasadena Water & Power
- **Gina Dorrington**, Ventura Water
- **David De Jesus**, Three Valleys Municipal Water District

Subject: Call for Candidates for Region Boards

The Region 8 Nominating Committee is looking for ACWA members who are interested in leading the direction of ACWA Region 8 for the 2024-'25 term. The Nominating Committee is currently seeking candidates for the Region 8 Board, which is comprised of Chair, Vice Chair and up to five Board Member positions. In a separate but concurrent process, ACWA's Election Committee has announced its call for candidates for ACWA President and Vice President. **More information about both processes is available at www.acwa.com/elections.**The leadership of ACWA's 10 geographical regions is integral to the leadership of ACWA. The Chair and Vice Chair of Region 8 serve on ACWA's statewide Board of Directors and recommend all committee appointments for Region 8 The members of the Region 8 Board determine the direction and focus of region issues and activities. Additionally, they support the fulfillment of ACWA's goals on behalf of members and serve as a key role in ACWA's grassroots outreach efforts.

If you, or someone within your agency, are interested in serving in a leadership role within ACWA by becoming a Region 8 Board Member, please familiarize yourself with the role and responsibilities of the region boards and the Region 8 Rules and Regulations and submit the following documents by **June 16**:

- **A candidate nomination form**
- **A signed resolution of support from your agency's Board of Directors** (A sample resolution is available online)

June 16
In addition to the required documents, you may also send a short biography and a headshot photo to be included in the candidate section of ACWA's elections webpage; however, these are not required.

The election will begin on July 17 with electronic ballots emailed to General Managers and Board Presidents. The ballot will include the Nominating Committee's recommended slate and any additional candidates interested in the region board positions who meet the qualification criteria.

All region ballots must be submitted by Sept. 15. One ballot per agency will be counted. Election results announced Sept. 27 and the newly elected Region 8 Board Members will begin their two-year term of service on Jan. 1, 2024.

If you have any questions, please visit www.acwa.com/elections or contact Regional Affairs Representative Sarah Hodge at SarahH@acwa.com or 916-669-2384.

Candidate Packet

2023 ACWA Region Election Timeline

2024-2025 Term

February 28: **NOMINATING COMMITTEES APPOINTED**

- With concurrence of the region board, the region chairs appoint at least three region members to serve as the respective region's Nominating Committee
- Those serving on nominating committees are ineligible to seek region offices
- Nominating Committee members are posted online at www.acwa.com

March 1-31: **NOMINATING COMMITTEE TRAINING**

- Nominating Committee packets will be e-mailed out to each committee member
- ACWA staff will hold a training session via conference call with each nominating committee to educate them on their specific role and duties
  - Regions 1-10 Nominating Committees: via Zoom Meetings

April 17: **CALL FOR CANDIDATES**

- The call for candidate nominations packet will be e-mailed to ACWA member agency Board Presidents and General Managers

June 16: **DEADLINE FOR COMPLETED NOMINATION FORMS**

- Deadline to submit all Nomination Forms and board resolutions of support for candidacy for region positions
- Nominating Committee members may need to solicit additional candidates in person to achieve a full complement of nominees for the slate

June 19: **CANDIDATE INFORMATION TO NOMINATING COMMITTEES**

- All information submitted by candidates will be forwarded from ACWA staff to the respective region Nominating Committee members with a cover memo explaining their task

Updated February 15, 2023

ACWA Region Election Timeline

June 20 – July 10: RECOMMENDED SLATES SELECTED

- Nominating Committees will meet to determine the recommended individuals for their region. The slate will be placed on the election ballot.
- Nominating Committee Chairs will inform their respective ACWA Regional Affairs Representative of their recommended slate by July 10
- Candidates will be notified of the recommended slate by July 14
- The Nominating Committee Chair will approve the official region ballot

July 17: ELECTIONS BEGIN

- All 10 official electronic ballots identifying the recommended slate and any additional candidates for consideration for each region will be produced and e-mailed to ACWA member agencies only
- Only one ballot per agency will be counted

September 15: ELECTION BALLOTS DUE

- ***Deadline for all region elections. All region ballots must be received by ACWA by September 15, 2023***

September 27: ANNOUNCEMENT OF ELECTION RESULTS

- Newly-elected members of the region boards will be contacted accordingly
- An ACWA Advisory will be distributed electronically to all members reporting the statewide region election results
- Results will be posted at acwa.com and will be published in the October issue of ACWA News

Updated February 15, 2023

ACWA Region 8
Rules & Regulations

Each region shall organize and adopt rules and regulations for the conduct of its meetings and affairs not inconsistent with the Articles of Incorporation or bylaws of the Association (ACWA Bylaw V, 6.).

Officers

At least one of the chair or vice chair positions must be an elected / appointed director from a member agency.

The term of the chair and the vice chair shall allow for two successive two-year terms allowing a maximum of four consecutive years as chair or vice chair.

The chair will appoint a secretary if one is deemed necessary.

Meetings

The Region 8 board shall approve all region programs and activities.

Region 8 shall have a general membership meeting annually in addition to those meetings at the ACWA conferences.

Attendance

If a region chair or vice chair is no longer allowed to serve on the Board of Directors due to his / her attendance, the region board shall appoint from the existing region board a new region officer. (ACWA Policy & Guideline Q, 1.)

If a region chair or vice chair misses three consecutive region board / membership meetings, the same process shall be used to backfill the region officer position. (ACWA Policy & Guideline Q, 1.)

If a region board member has three consecutive unexcused absences from a region board meeting or general membership business meeting, the region board will convene to discuss options for removal of the inactive board member. If the vacancy causes the board to fail to meet the minimum requirement of five board members, the region must fill the vacancy according to its rules and regulations. (ACWA Policy & Guideline Q, 3.)

Elections

All nominations received for the region chair, vice chair and board positions must be accompanied by a resolution of support from each sponsoring member agency, signed by an authorized representative of the Board of Directors. Only one individual may be nominated from a given agency to run for election to a region board. Agencies with representatives serving on the nominating committees should strive not to submit nominations for the region board from their agency. (ACWA Policy & Guideline P, 2.)

Election ballots will be e-mailed to ACWA member agency general managers and presidents.

The nominating committee shall consist of three to five members.

May 2011

The nominating committee shall pursue qualified members within the region to run for the region board; consider geographic diversity, agency size and focus in selecting a slate, nominate both elected/appointed officials and staff members as part of the Region 8 board; and preserve objectivity by not nominating a member of the nominating committee for any elected positions being considered.

See the current region election timeline for specific dates.

Endorsements

ACWA, as a statewide organization, may endorse potential nominees and nominees for appointment to local, regional, and statewide commissions and boards. ACWA's regions may submit a recommendation for consideration and action to the ACWA Board of Directors to endorse a potential nominee or nominee for appointment to a local, regional or statewide commission or board. (ACWA Policy & Guideline P, 3.)

Committee Recommendations & Representation

All regions are given equal opportunity to recommend representatives of the region for appointment to a standing or regular committee of the Association. If a region fails to provide full representation on all ACWA committees, those committee slots will be left open for the remainder of the term or until such time as the region designates a representative to complete the remainder of the term. (ACWA Policy & Guideline P, 4. A.)

At the first region board / membership meeting of the term, regions shall designate a representative serving on each of the standing and regular committees to serve as the official reporter to and from the committee on behalf of the region to facilitate input and communication. (ACWA Policy & Guideline P, 4. B.)

The chair and vice chair shall make all committee appointment recommendations to the ACWA committees, to be ratified by the Region 8 board prior to submission to the ACWA president for consideration.

Tours

ACWA may develop and conduct various tours for the regions. All tour attendees must sign a "release and waiver" to attend any and all region tours. Attendees agree to follow environmental guidelines and regulations in accordance with direction from ACWA staff; and will respect the rights and privacy of other attendees. (ACWA Policy & Guideline P, 6.)

Finances

See "Financial Guidelines for ACWA Region Events" document.

Amending the Region Rules & Regulations

ACWA policies and guidelines can be amended by approval of the ACWA Board of Directors.

The Region 8 Rules & Regulations can be amended by a majority vote of those present at any Region 8 meeting as long as a quorum is present.

May 2011

THE ROLE OF THE REGIONS

ACWA Regions provide the grassroots support to advance ACWA's legislative and regulatory agenda.

Background

As a result of ACWA's 1993 strategic planning process, known as Vision 2000, ACWA modified its governance structure from one that was based on sections to a regional-based configuration. Ten regions were established to provide geographic balance and to group agencies with similar interests.

Primary Charge of Regions

- To provide a structure where agencies can come together and discuss / resolve issues of mutual concern and interest and based on that interaction, provide representative input to the ACWA board.
- To assist the Outreach Task Force in building local grassroots support for the ACWA Outreach Program in order to advance ACWA's legislative and regulatory priorities as determined by the ACWA Board and the State Legislative, Federal Affairs or other policy committees.
- To provide a forum to educate region members on ACWA's priorities and issues of local and statewide concern.
- To assist staff with association membership recruitment at the regional level.
- To recommend specific actions to the ACWA Board on local, regional, state and federal issues as well as to recommend endorsement for various government offices and positions.

Region chairs and vice chairs, with support from their region boards, provide the regional leadership to fulfill this charge.

Note: Individual region boards CANNOT take positions, action or disseminate communication on issues and endorsements without going through the ACWA Board structure.

GENERAL DUTIES / RESPONSIBILITIES FOR REGION OFFICERS

Region Chair

- Serves as a member of the ACWA Board of Directors at bimonthly meetings at such times and places as the Board may determine. The Chair will also call at least two Region membership meetings to be held at each of the ACWA Conferences and periodic Region Board meetings.
- Serves as a member of ACWA's Outreach Program, and encourages region involvement. Appoints Outreach Captain to help lead outreach effort within the region.
- Presides over all region activities and ensures that such activities promote and support accomplishment of ACWA's Goals.
- Makes joint recommendations to the ACWA President regarding regional appointments to all ACWA committees.
- Appoints representatives in concurrence of the region board, to serve on the region's nominating committee with the approval of the region board.
- Facilitates communication from the region board and the region membership to the ACWA board and staff.

Region Vice Chair

- Serves as a member of the ACWA Board of Directors at bimonthly meetings at such times and places as the Board may determine. The Vice Chair will also participate in at least two Region membership meetings to be held at each of the ACWA Conferences and periodic Region Board meetings.
- Performs duties of the Region Chair in the absence of the chair.
- Serves as a member of ACWA's Outreach Program, and encourages region involvement.
- Makes joint recommendations to the ACWA president regarding regional appointments to all ACWA committees.

Region Board Member

- Participate in at least two Region membership meetings to be held at each of the ACWA Conferences and periodic Region Board meetings.
- Supports program planning and activities for the region.
- Actively participates and encourages region involvement in ACWA's Outreach Program.
- May serve as alternate for the chair and/or vice chair in their absence (if appointed) to represent the region to the ACWA Board.

REGION **MAP**

www.acwa.com

REGIONS **1, 3, 5**

Jennifer Rotz
Regional Affairs Representative II
jenniferr@acwa.com

REGIONS **2, 6, 7**

Michael Cervantes
Senior Regional Affairs Representative
michaelc@acwa.com

REGION **4**

Ana Javaid
Region & Member Engagement Specialist II
anaj@acwa.com

REGIONS **8, 9, 10**

Sarah Hodge
Regional Affairs Representative I
sarahh@acwa.com

ACWA
Association of California Water Agencies

Rev. 01/12/22

ACWA Public Water Agency Members by County

Alameda
Alameda County Water District
City of Pleasanton
Dublin San Ramon Services District
East Bay Municipal Utility District
Zone 7 Water Agency

Alpine
Kirkwood Meadows PUD

Amador
Amador Water Agency

Butte
Butte Water District
Ducor Community Services District
Paradise Irrigation District
Reclamation District #2047
Richvale Irrigation District
South Feather Water and Power Agency
Thermalito Water & Sewer District
Western Canal Water District

Calaveras
Calaveras County Water District
Calaveras Public Utility District
San Andreas Sanitary District
Utica Water Power Authority

Colusa
Colusa County Water District
Knights Landing Ridge Drainage District
Princeton-Codora-Glenn Irrigation District
Reclamation District #1004
Reclamation District #108
Sacramento River West Side Levee District
Sites Project Joint Powers Authority

Contra Costa
Byron Bethany Irrigation District
Contra Costa Water District
Diablo Water District
East Contra Costa Irrigation District

El Dorado
El Dorado County Water Agency
El Dorado Irrigation District
Georgetown Divide PUD
South Tahoe Public Utilities District

Fresno
City of Fresno
Consolidated Irrigation District
Dudley Ridge Water District
Firebaugh Canal Water District
Free Water County Water District
Fresno Irrigation District
Fresno Metropolitan Flood Control District
Fresno Slough Water District
Friant North Authority
James Irrigation District
Kings River Water District
Laguna Irrigation District
Laton Community Service District
Malaga County Water District
McMullin Area Groundwater Sustainability Agency
Mid-Valley Water District
Orange Cove Irrigation District
Pacheco Water District
Panoche Drainage District
Panoche Water District
Pinedale County Water District
Raisin City Water District
Reclamation District #1606
Riverdale Irrigation District
Root Creek Water District
Sierra Cedars Community Services District
Tranquillity Irrigation District
Westlands Water District

Glenn
Glenn-Colusa Irrigation District
Glide Water District
Kanawha Water District
Orland-Artois Water District
Provident Irrigation District
Reclamation District #2047
Tehama Colusa Canal Authority

Humboldt
Humboldt Bay Harbor Rec. & CD
Humboldt Bay Municipal WD
Humboldt CSD
McKinleyville CSD

Imperial
Bard Water District
Imperial Irrigation District

Inyo
Wheeler Crest CSD
Sierra Highlands CSD

Kern
Arvin-Edison Water Storage District
Belridge Water Storage District
Berrenda Mesa Water District
Boron Community Services District
Buena Vista Water Storage District
Cawelo Water District
City of Tehachapi
Delano-Earlimart ID Groundwater Sustainability
Delano-Earlimart Irrigation District
Frazier Park Public Utilities District
Golden Hills CSD
Greenfield County Water District
Groundwater Banking JPA
Indian Wells Valley Water District
Kern County Water Agency
Kern Delta Water District
Kern Tulare Water District
Lost Hills Water District
Mojave PUD
North Kern WSD
Rand Communities WD
Rosamond CSD
Rosedale-Rio Bravo WSD
Semitropic WSD
Shafter-Wasco ID
Southern San Joaquin MUD
South Valley Water Resources Authority
Tehachapi-Cummings County WD
West Kern WD
Westside Water Authority
Wheeler Ridge-Maricopa WSD

Kings
Angiola Water District
Atwell Island Water District
Corcoran Irrigation District
Deer Creek Storm Water District
El Rico GSA
Empire West Side Irrigation District
Green Valley Water District
Kings County Water District
Lakeside Irrigation Water District
Tri-County Water Authority
Tulare Lake Basin WSD
W.H. Wilbur Rec. District #825

Lake
Clearlake Oaks County Water District
Hidden Valley Lake Community Services District

Los Angeles
Antelope Valley State Water Contractors
Antelope Valley-East Kern WA
Azusa Light & Water
Burbank Water & Power
Central Basin MWD
Cresenta Valley Water District
City of Glendora-Water Division
City of La Verne
City of Long Beach Water Dept.
Devils Den Water District
Foothill Municipal Water District
Glendale Water & Power
Kinneloa Irrigation District
La Canada Irrigation District
La Puente Valley County WD
Las Virgenes Municipal WD
Littlerock Creek Irrigation District
Los Angeles County Waterworks Districts
Los Angeles Dept. of Water Power
Main San Gabriel Basin Watermaster
Metropolitan Water District of Southern California
Orchard Dale Water District
Palm Ranch Irrigation District
Palmdale Water District
Pasadena Water & Power
Pico Water District
Pomona-Walnut-Rowland JWLC
Puente Basin Water Agency
Quartz Hill Water Districts
Rowland Water District
San Gabriel Basin Water Quality Authority
San Gabriel County Water District
San Gabriel Valley Municipal Water District
Santa Clarita Valley Water Agency
Spadra Basin Groundwater Sustainability Agency
SCV Groundwater Sustainability Agency
South Montebello Irrigation District
Three Valleys Municipal WD
Upper San Gabriel Valley MWD
Upper Santa Clara Valley Joint Power Authority
Valley County Water District
Walnut Valley Water District
Water Replenishment District of Southern California
West Basin Municipal Water District

Madera
Chowchilla Water District
Gravelly Ford Water District
Le Grand-Athlone Water District
Madera County Water and Natural Resources
Madera Irrigation District
Madera Water District
Madera-Chowchilla Water and PA

Marin
Bolinas Community PUD
Marin Municipal Water District
North Marin Water District
Stinson Beach County Water District

Mariposa
Mariposa Public Utilities District

Mendocino
Brooktrails Township Community Services District
Calpella County Water District
Laytonville County Water District
Mendocino County Russian River Flood Control & Water
Millview County Water District
Redwood Valley County WD
Upper Russian River Water Agency
Willow County Water District

Merced
Central California Irrigation District
Delhi County Water District
Eastside Water District
East Turlock Subbasin Groundwater Sustainability Agency
Grassland Water District
Henry Miller Rec. District #2131
Le Grand CSD
Merced Integrated Regional Water Management Authority
Merced Irrigation District
Merced Irrigation-Urban GSA
Planada Community Services District
San Luis & Delta-Mendota Water Authority
San Luis Water District

Mono
Mammoth Community WD

Monterey
Aromas Water District
Castroville Community Services District
Marina Coast Water District
Monterey One Water
Monterey Peninsula Water Management District
Pebble Beach Community Services District

Napa
Circle Oaks County Water District

Nevada
Nevada Irrigation District
San Juan Ridge County WD
Sierra Lakes County Water District
Truckee Donner PUD

Orange
City of Newport Beach
City of Santa Ana
East Orange County Water District
El Toro Water District
Irvine Ranch Water District
La Habra Heights County Water District
Laguna Beach County Water District
Mesa Water District
Moulton Niguel Water District
MWD of Orange County
Orange County Water District
Santa Margarita Water District
Santiago Aqueduct Commission
Serrano Water District
South Coast Water District
Trabuco Canyon Water District
West Orange County Water Board
Yorba Linda Water District

Placer
City of Roseville
Midway Heights County WD
Placer County Water Agency
San Juan Water District
Tahoe City Public Utilities District

Riverside
Beaumont-Cherry Valley WD
Benford-Coldwater Groundwater Sustainability Agency
City of Corona Dept. of Water & Power
Coachella Valley Water District
Coachella Water Authority
Desert Water Agency
Eastern Municipal Water District
Elsinore Valley MWD
Idyllwild Water District
Indio Water Authority
Jurupa Community Services District
Lake Hemet Municipal WD
Mission Springs Water District
Palo Verde Irrigation District
Pinyon Pines County Water District
Rancho California Water District
Riverside County Flood Control & Water Conservation District
Riverside Public Utilities
Salton Sea Authority
San Gorgonio Pass Water Agency
Santa Ana Watershed Project Authority
Santa Rosa Regional Resources Authority
Western Municipal Water District

Sacramento
American River Flood Control District
Carmichael Water District
Citrus Heights Water District
City of Folsom
City of Sacramento - Dept. of Utilities
Del Paso Manor Water District
Delta Conveyance Design and Construction Authority
Elk Grove Water District, Dept. of FRCD
Fair Oaks Water District
North Delta Water Agency
Omochumne-Hartnell WD
Reclamation District #744
Reclamation District #1000
Rio Linda/Elverta Community WD
Sacramento County Water Agency
Sacramento Suburban WD
South Yuba Water District

San Benito
City of San Juan Bautista
San Benito County Water District
Sunnyslope County Water District

San Bernardino
Apple Valley Foothill County WD
Apple Valley Heights County WD
Bear Valley Basin Groundwater Sustainability Agency
Big Bear City Community Services District
Big Bear Municipal Water District
Chino Basin Water Conservation District
Chino Basin Watermaster
City of Rialto/Rialto Utility Authority
Crestline Village Water District
Crestline-Lake Arrowhead WA
Cucamonga Valley Water District
East Valley Water District
Hi-Desert Water District
Inland Empire Utilities Agency
Joshua Basin Water District
Lake Arrowhead CSD
Mariana Ranchos County WD
Mojave Water Agency
Monte Vista Water District
San Bernardino Valley Municipal Water District
San Bernardino Valley Water Conservation District
Twentynine Palms Water District
West Valley Water District

San Diego
Borrego Water District
Carlsbad Municipal Water District
City of Escondido
City of Oceanside-Water Utilities Dept.
City of San Diego Public Utilities
Fallbrook Public Utility District
Helix Water District
Lakeside Water District
Majestic Pines Community Services District
Olivenhain Municipal Water District
Otay Water District
Padre Dam Municipal Water District
Rainbow Municipal Water District
Ramona Municipal Water District
Rincon del Diablo Municipal Water District
San Diego County Water Authority
San Dieguito Water District
Santa Fe Irrigation District
South Bay Irrigation District
Sweetwater Authority
Upper San Luis Rey RCD
Vallecitos Water District
Valley Center Municipal Water District
Vista Irrigation District
Wynola Water District
Yuima Municipal Water District

San Francisco
San Francisco Public Utility Commission

San Joaquin
Banta-Carbona Irrigation District
Central San Joaquin Water Conservation District
Mountain House Community Services District
North San Joaquin Water Conservation District
Pescadero Reclamation District #2058
Reclamation District #2026
South San Joaquin Irrigation District
Stockton East Water District
The West Side Irrigation District
Woodbridge Irrigation District

San Mateo
Bay Area Water Supply & Conservation Agency
Coastside County Water District
Mid-Peninsula Water District
Montara Water & Sanitary District
North Coast County Water District
San Francisquito Creek Joint Powers Authority
San Mateo Flood and Sea Level Rise Resiliency District
Westborough Water District

Santa Barbara
Cachuma Operation and Maintenance Board
Carpinteria Valley Water District
Central Coast Water Authority
City of Buellton
City of Santa Barbara
Goleta Water District
Los Alamos Community Services District
Mission Hills Community Services District
Montecito Sanitation District
Montecito Water District
Santa Ynez River Water Conservation District Improvement District No. 1
Vandenberg Village Community Services District

Santa Clara
Purissima Hills Water District
Valley Water

Santa Cruz
Central Water District
City of Santa Cruz Water Dept.
City of Watsonville Water Department
Pajaro Valley Water Management Agency
Pajaro/Sunny Mesa Community Services District
Scotts Valley Water District
Soquel Creek Water District

Shasta
Anderson-Cottonwood ID
Bella Vista Water District
Centerville Community Services District
City of Redding Water Utility
City of Shasta Lake
Clear Creek Community Services District
Cottonwood Water District
Fall River Valley Community Services District
Mountain Gate Community Services District
Rio Alto Water District
Shasta County Water Agency

Sierra
Sierra County WWD #1

Siskiyou
Montague Water Conservation District
Scott Valley Irrigation District
Tulelake Irrigation District

Solano
City of Fairfield
City of Vacaville, Utilities Department
City of Vallejo
Maine Prairie Water District
Reclamation District #2068
Rural North Vacaville Water District
Solano County Water Agency
Solano Irrigation District
Suisun-Solano Water Authority

Sonoma
Bodega Bay PUD
City of Santa Rosa - Water Dept.
Forestville Water District
Sonoma Mountain County WD
Sonoma Water
Valley of the Moon Water District

Stanislaus
City of Modesto, Utilities Department
Del Puerto Water District
Lake Don Pedro Community Services District
Modesto Irrigation District
Oakdale Irrigation District
Patterson Irrigation District
Stanislaus Regional Water Authority
Turlock Irrigation District
West Stanislaus Irrigation District

Sutter
Brophy Water District
Feather Water District
Reclamation District #1500
South Sutter Water District
Sutter Extension Water District

Tehama
Corning Water District

Trinity
Weaverville Community Services District

Tulare
Alpaugh Community Services District
Alpaugh Irrigation District
Alta Irrigation District
County of Tulare, County Administration Office
Deer Creek & Tule River Authority
Exeter Irrigation District
Friant Power Authority
Friant Water Authority
Ivanhoe Irrigation District
Ivanhoe Public Utilities District
Kaweah Delta Water Conservation District
Kings River East Groundwater Sustainability Agency
Kings River Water District
Lindsay-Strathmore Irrigation District
Lower Tule River Irrigation District
Lower Tule River Irrigation District GSA
Mid-Kaweah Groundwater Sustainability Agency
Orosi Public Utilities District
Pixley Irrigation District
Pixley Irrigation District GSA
Porterville Irrigation District
Saucelito Irrigation District
South Valley Water Association
South Valley Water Banking Authority
St. Johns Water District
Stone Corral Irrigation District
Terra Bella Irrigation District
Tri-Districts Water Authority
Tri-Valley Water District
Tulare Irrigation District

Tuolumne
Tri-Dam Project
Tuolumne County Water Agency
Tuolumne Utilities District

Ventura
Arroyo Santa Rosa GSA
Calleguas Municipal Water District
Camrosa Water District
Casitas Municipal Water District
Channel Islands Beach Community Services District
County of Ventura Public Works
Pleasant Valley County Water District
Triunfo Water & Sanitation District
United Water Conservation District
Ventura County, Public Works
Ventura River Water District
Ventura Water, City of Ventura

Yolo
Dunnigan Water District
Reclamation District #2035
Reclamation District #307
Reclamation District #999
Woodland Davis Clean Water Agency
Yolo County Flood Control and Water Conservation District

Yuba
Browns Valley Irrigation District
Camp Far West Irrigation District
City of Yuba City
North Yuba Water District
Ramirez Water District
Reclamation District 784
Yuba County Water Agency

RESOLUTION NO. TWSD 2023-004

A RESOLUTION OF THE TRIUNFO WATER & SANITATION DISTRICT BOARD OF DIRECTORS PLACING IN NOMINATION _____(NOMINEE NAME) AS A MEMBER OF THE ASSOCIATION OF CALIFORNIA WATER AGENCIES AS REGION 8 _____(POSITION)

WHEREAS The Board of Directors of the Triunfo Water & Sanitation District does encourage and support the participation of its members in the affairs of the Association of California Water Agencies (ACWA); and

WHEREAS, _____ has indicated a desire to serve as an ACWA Region 8 Board member.

NOW, THEREFORE, the Board hereby ordains as follows:

1. All recitals contained above are true and incorporated by reference herein.

2. Does place and in full and unreserved support in the nomination of _____ for the position of Board member of ACWA Region 8.

3. Does hereby determine that the expenses attendant associated with the service of _____ in Region 8 shall be borne by the Triunfo Water & Sanitation District.

PASSED, APPROVED, AND ADOPTED this 22ND day of May 2023, by the following vote:

AYES:

NOES:

ABSENT:

TRIUNFO WATER & SANITATION DISTRICT

_____
Jane Nye, Chair

ATTESTED:

_____
Fidela Garcia, Clerk of the Board

APPROVED AS TO FORM:

_____
John Mathews, General Counsel

REGION BOARD CANDIDATE NOMINATION FORM

ACWA
Association of California Water Agencies

Submit completed form by **June 16, 2023** to **regionelections@acwa.com**

SAVE & SUBMIT

Name of Candidate:	Title:	
Agency:	Agency Phone:	
Direct Phone:	E-mail:	
Address:	ACWA Region:	County:

Region Board Position Preference
If you are interested in more than one position, please indicate priority – 1st, 2nd and 3rd choice.

- ☐ Chair:
- ☐ Vice Chair:
- ☐ Board Member:

If you are not chosen for the recommended slate, would you like to be listed in the ballot's individual candidate section?
*If neither is selected, your name will **NOT** appear on the ballot.*

☐ Yes ☐ No

Agency Function(s)
Check all that apply

- ☐ Wholesale
- ☐ Urban Water Supply
- ☐ Ag Water Supply
- ☐ Sewage Treatment
- ☐ Retailer
- ☐ Wastewater Reclamation
- ☐ Flood Control
- ☐ Groundwater Management / Replenishment
- ☐ Other:

Describe your ACWA-related activities that help qualify you for this office:

Write below or attach a half-page bio summarizing the experience and qualifications that make you a viable candidate for ACWA Region leadership. Please include the number of years you have served in your current agency position, the number of years you have been involved in water issues and in what capacity you have been involved in the water community. You may share a candidate photo along with your application. Candidate photos and bios will be shared on the ACWA region election webpage.

I acknowledge that the role of a region board member is to actively participate on the Region Board during my term, including attending region board and membership meetings, participating in region conference calls, participating in ACWA's Outreach Program, as well as other ACWA functions to set an example of commitment to the region and the association.

I hereby submit my name for consideration by the Nominating Committee.

Signature | Title | Date

Please attach a copy of your agency's resolution of support / sponsorship for your candidacy.

This page is intentionally blank.

TRIUNFO
WATER & SANITATION DISTRICT

Providing Outstanding Service Since 1963

Board of Directors
Jane Nye, Chair
Janna Orkney, Vice Chair
Leon Shapiro, Director
Raymond Tjulander, Director
James Wall, Director

May 22, 2023

Board of Directors
Triunfo Water & Sanitation District
Ventura County, California

SEWER SERVICE CHARGES FOR COLLECTION ON TAX ROLLS FOR FISCAL YEAR 2023-24

Summary

California Health and Safety Code Section 5473 prescribes the procedure for the District to collect Triunfo Water & Sanitation District sewer service charges through the County of Ventura general tax rolls. The law requires the Board to conduct a public hearing and approve a complete listing of the parcels for which fees are to be collected prior to being placed on the tax rolls. Staff recommends that the public hearing be held at the June 26, 2023, Regular Board Meeting.

Discussion

The Triunfo Water & Sanitation District collects sewer service charges through the Ventura County general tax rolls by a method provided in California Health & Safety Code Section 5473. A complete listing of parcels must be approved by the Board prior to being placed on the tax rolls for collection; therefore, a listing of parcels currently on the tax rolls with the amounts of charges to be collected for Fiscal Year (FY) 2023-24 is submitted for your approval and reentry on the tax rolls for collection in FY 2023-24 (Exhibit A).

Exhibit B is also submitted for your approval. This lists new parcels with the amounts of charges to be placed on the tax roll for the first time for collection in FY 2023-24. The procedures necessary to implement sewer service charge collection by placement on the Ventura County general tax rolls have been reviewed and approved by District Legal Counsel. It is suggested the hearing required by Section 5473.1 of the California Health & Safety Code be held at your regular June 26, 2023, meeting for the parcels listed on Exhibit B.

Exhibits A & B are on file with the Clerk of the Board. Public hearing notices will be published once a week for two successive weeks.

Please contact me at 805-658-4621 or email marknorris@triunfowsd.com if you have any questions or need additional information.

Fiscal Impact

Collecting sewer service fees in this manner is extremely efficient and economical compared to direct mailing. There are also significant savings that result from not having to prepare and mail statements, process receipts, track payments, and handle late and delinquent payments.

Recommendation

It is recommended the Board:

A. Accept the reports listing parcels to be placed on the tax rolls for collection in FY 2023-24 (Exhibits A & B); and

B. Set 5:15 p.m. on June 26, 2023, at the District Board Room, 370 N. Westlake Blvd, Suite 100, Westlake Village, CA 91362, as the time and place for a public hearing to be held on said reports; and

C. Direct staff to notify by mail each person to whom any parcel listed on Exhibit B is assessed: 1) the District's proposal to have service charges for FY 2023-24 collected on the tax rolls; 2) the time and place of the public hearing for the proposed assessment report; and

D. Direct staff to publish on June 12 and June 19, 2023, notices in the Ventura County Star, a newspaper of general circulation published and circulated in the District, noticing a June 26, 2023, public hearing.

REVIEWED FOR FISCAL IMPACT: Vickie Dragan
Vickie Dragan – Director of Finance

REVIEWED AND APPROVED:
Mark Norris - General Manager

Attachments: 1. Resolution No. TWSD 2023-006
2. Exhibits A & B (on file with the Clerk of the Board)

RESOLUTION NO. TWSD 2023-006

A RESOLUTION OF THE TRIUNFO WATER & SANITATION DISTRICT BOARD OF DIRECTORS REGARDING COLLECTION OF SEWER SERVICE CHARGES BY THE COUNTY OF VENTURA

WHEREAS, the Triunfo Water & Sanitation District (TWSD) has duly adopted Ordinance No. TWSD-200 which provides for the establishment of sewer service charges; and

WHEREAS, California Health & Safety Code Section 5473 provides that TWSD may elect to have such sewer service charges collected on the County property tax roll; and

WHEREAS, a written report entitled "Sewer Service Charges for Collection on Tax Rolls for Fiscal Year 2023-24" was presented to the TWSD Board of Directors at its regular meeting of May 22, 2023; and

WHEREAS, assessments are in conformance with Proposition 218 which affects fee assessments placed on or added to the fiscal year 2023-24 secured tax bills; and

WHEREAS, pursuant to Health & Safety Code Section 5473.1, on May 22, 2023, the TWSD Board of Directors set a public hearing on said report at its regular meeting of June 26, 2023; and

WHEREAS, a hearing on said report has been held, and at said hearing the TWSD Board of Directors heard and considered all objections or protests to said report, and protests from a majority of owners of separate parcels (as construed in accordance with Health & Safety Code Section 5473.2) was not received; and

WHEREAS, the Auditor-Controller for the County of Ventura (County) has established procedures which require TWSD to defend, indemnify and hold harmless the County from any challenge to TWSD's utilization of the procedure established in Health & Safety Code Section 5473 for the collection of sewer service charges on the County tax roll.

NOW, THEREFORE, BE IT RESOLVED AND DETERMINED, THAT:

1. All recitals contained above are true and incorporated by reference herein.

2. The written report described above is hereby adopted and it is determined that each charge as set forth in the report is proper.

3. The Clerk of the TWSD Board of Directors shall timely file or cause to be filed with the County Auditor-Controller a certified copy of said report stating that the report has been adopted by the TWSD Board of Directors.

4. The collection of TWSD sewer service charges for Fiscal Year 2023-24, as specified in Section 6 of Ordinance No. TWSD-200, shall be made on the assessor's tax roll for the County of Ventura pursuant to the provisions of California Health & Safety Code Section 5473 et. seq., and pursuant to Section 5473.4 the Auditor-Controller shall enter the amounts of charges against the respective parcels or lots of land as they appear on the current assessment roll.

5. The amount of the charges shall constitute a lien against the parcel or lot of land against which the charge has been imposed as of noon on the first Monday in March immediately preceding the date of levy.

6. The Triunfo Water & Sanitation District shall defend, indemnify and hold harmless the County of Ventura and the Ventura County Auditor-Controller from any action arising from the use by TWSD of the procedure established in the California Health & Safety Code Section 5473 to collect sewer service charges.

PASSED, APPROVED, AND ADOPTED this 26th day of June, 2023 by the following vote:

AYES:

NOES:

ABSENT:

ABSTAIN:

_____
Jan Nye, Chair
Triunfo Water & Sanitation District
Board of Directors

Attest:

_____
Fidela Garcia, Clerk of the Board

Approved As To Form:

_____
John Mathews, District Counsel

TRIUNFO
WATER & SANITATION DISTRICT

Providing Outstanding Service Since 1963

Board of Directors
Jane Nye, Chair
Janna Orkney, Vice Chair
Leon Shapiro, Director
Raymond Tjulander, Director
James Wall, Director

May 22, 2023

Board of Directors
Triunfo Water & Sanitation District
Ventura County, California

REVISIONS TO ORDINANCE NO. TWSD-250 PRESCRIBING FEES AND CHARGES FOR SEWER SERVICE

Summary

The Triunfo Water & Sanitation District (District) Board adopted Ordinance No. TWSD-250 (Adopted 6/27/22) prescribing fees and charges for sewer service. This Ordinance stipulates the District's charges and fees for services, including the connection fee. The proposed revisions are an increase in the sewer connection fee by 4.0% for the Joint Venture Area (JVA) and Bell Canyon (BC) Original Assessment Area based on the 2022-2023 Construction Cost Index (CCI).

Ordinance TWSD-250 has provisions for an automatic annual CPI adjustment of the connection fee. The adjustment is based on the March-to-March percentage change in the CCI for the Los Angeles area published in the McGraw-Hill construction weekly magazine titled "ENR", and rounded to the nearest twenty-five dollars ($25). The Engineering News Record's Construction Index increased 4.0% over last year (2022-2023). The recommended CPI increase sets the connection fees at the amount enumerated in TWSD-250 (JVA - $16,100 and BC Original - $3,500).

Ordinance No. TWSD-250 provides the Board with the flexibility to not adjust the current rates, or approve a lesser increase if desired. Proposition 218 does not apply to this automatic annual CPI adjustment.

Staff recommends your Board review the proposed changes in charges and fees and direct staff to schedule a public hearing to consider adoption of Ordinance No. TWSD-250 at the June 26, 2023 Board meeting.

Please contact me at (805) 658-4621 or marknorris@triunfowsd.com if you have any questions.

Fiscal Impact

The potential revenue generated from the connection fee increase is not known at this time due to unknown planned connections.

Recommendation

It is recommended the Board:

A. Conduct the first reading, by title only, of proposed Ordinance No. TWSD-250; and

B. Schedule a public hearing and Board action on June 26, 2023 to conduct the second reading, by title only, and consider adoption of Ordinance No. TWSD-250 (adopted 6/26/23); and

C. Direct staff to publish on June 19, 2023, a notice in the Ventura County Star, a newspaper of general circulation published and circulated in the District, providing a summary of this Ordinance and noticing a June 26, 2023, public hearing to consider adoption of said Ordinance; or

D. Provide staff with direction.

"ORDINANCE NO. TWSD-250 (Adopted 6/26/23) PRESCRIBING FEES AND CHARGES FOR SEWER SERVICE OWNED AND OPERATED BY TRIUNFO WATER & SANITATION DISTRICT"

REVIEWED FOR FISCAL IMPACT: _____
Vickie Dragan – Director of Finance

REVIEWED AND APPROVED: _____
Mark Norris - General Manager

Attachments: TWSD Ordinance No. TWSD-250 (redline and clean)

TRIUNFO WATER & SANITATION DISTRICT

ORDINANCE NO. TWSD-250 (Adopted 6/26/237/22)
PRESCRIBING FEES AND CHARGES FOR SEWER SERVICE
OWNED AND OPERATED BY TRIUNFO WATER & SANITATION DISTRICT

WHEREAS, the Triunfo Water & Sanitation District ("District") is duly organized and established under the laws of the State of California, and as such is empowered to impose fees and charges relative to the District's provision of services to its service area; and

WHEREAS, the District provides wastewater service to its customers within the District's service area and charges these customers appropriate service fees designed to cover capital and operating and maintenance expenses associated with the provision of the services; and

WHEREAS, the District has estimated the costs of providing wastewater service to its customers based on financial information for the current year and the entire operating history of the enterprise; and

WHEREAS, this Ordinance No. TWSD-250 ("Ordinance") prescribes fees and charges pertaining to the provision of wastewater service to the District's customers within the service area; and

WHEREAS, the District has complied with all applicable requirements set forth in Article XIII D of the California Constitution (enacted by Proposition 218, November 5, 1996 Statewide election); and

WHEREAS, a noticenotices were was published in the Ventura County Star, a newspaper of general circulation published and circulated in the District, providing a summary of this Ordinance and noticing a June 27, 2022, public hearing to consider adoption of this Ordinance; and

WHEREAS, all persons present at said hearing and interested in the matter were heard and given the opportunity to be heard on the enactment of the proposed fees and charges prescribed in this Ordinance; and

WHEREAS, after considering the financial information, hearing a staff presentation, considering the testimony received at the public hearing and discussion of the issues, the District's Board of Directors concludes that the proposed fees and charges prescribed in this Ordinance are necessary for the District's provision of services and do not exceed the cost of those services; and

WHEREAS, the adoption of this Ordinance is statutorily exempt under the California Environmental Quality Act pursuant to the provisions of Public Resources Code Section 21080(b)(8) and California Code of regulations Section 15273(a).

NOW, THEREFORE, the Board hereby ordains as follows:

SECTION 1. SHORT TITLE

This Ordinance shall be known as the TWSD Sewer Service Fee and Charge Ordinance.

SECTION 2. DEFINITIONS

The following words as used in this Ordinance shall have the meanings set forth below unless otherwise apparent in the context in which they are used:

a. "Apartment" means a suite or set of rooms outfitted with housekeeping facilities and intended for occupancy as a dwelling unit.

b. "Board of Directors" or "Board" means the TWSD Board of Directors.

c. "Commercial" means a site or building used for the exchange or buying and selling of material goods or services and shall also mean a hotel or motel.

d. "District" or "TWSD" means the Triunfo Water & Sanitation District.

e. "Equivalent Residential Unit" means a unit of measurement for the quantity and quality of sewage which is equivalent to domestic sewage originating in a single residential unit. One ERU is less than or equal to an average of 250 gallons per day per year of domestic sewage discharge. One ERU is also equal to 25 fixture units or less based on the number of fixture units as assigned to various plumbing fixtures in the Uniform Plumbing Code as published by the International Association of Plumbing and Mechanical Officials (IAPMO). Should a conflict arise between the flow and fixture unit definitions, the most restrictive definition shall apply.

f. "Industrial" means any site, structure, building or works which is, or which is designed to be, used for the manufacture, processing, or distribution of materials, equipment, supplies, food or commodities of any description; or which is used or designed to be used as a sanitarium, hospital, penal institution, or charitable institution; together with all appurtenances thereto and the surrounding premises under the same ownership or control.

g. "Institutional" means any educational institution supported by state or local taxes.

h. **"**Mobile Dwelling Unit" means a dwelling unit intended to be moved from site to site on wheels that are part of the unit and having dimensions longer than forty (40) feet and wider than eight and one-half (8.5) feet.

i. "Multiple Residential" means a sewer to serve more than one single family residence.

j. "Sewer Connection Fee" means a fee to obtain permission to connect to the District sewer, to have flow capacity rights, and to use the trunk sewer, sewage treatment facilities and appurtenances, provided that the District's prevailing service charges have been paid.

SECTION 3. FEES AND CHARGES

The following fees and charges are hereby prescribed:

A. Monthly Service Charge

Category	Use	FY 2022 (per ERU per month)	FY 2023 (per ERU per month)	FY 2024 (per ERU per month)	FY 2025 (per ERU per month)
I	Single Residential, per each residential lot, or separate billing address, whichever is greater.	$79.32	$91.22	$104.91	$112.25
I	Multiple Residential, per each ERU or fraction thereof.(1)	$79.32	$91.22	$104.91	$112.25
I	Apartment, per each apartment unit where each apartment unit shall be charged 80 percent of one (1) ERU. (1)	$63.44	$72.96	$83.90	$89.78
I	Mobile Dwelling Unit, per each mobile dwelling unit where each mobile dwelling unit shall be charged 80 percent of one (1) ERU. (1)	$63.44	$72.96	$83.90	$89.78
I	Trailer, per each trailer where each trailer shall be charged 50 percent of one (1) ERU.	$39.66	$45.61	$52.45	$56.12
I	Commercial, hotels, and institutional, when computed per Method B (see following table) per ERU or fraction thereof.	$79.32	$91.22	$104.91	$112.25
II	Shopping centers, when computed per Method B (see following table), per ERU or fraction thereof.	$140.86	$161.99	$186.29	$199.33
III	Restaurants, markets and mortuaries, when computed per Method B (see following table), per ERU or fraction thereof.	$182.48	$209.85	$241.33	$258.22
IV	Special Cases, service charges shall be based on equivalent factors of flow, loading and cost of service (including an increment for costs of extraordinary service, if required) and implemented by a separate sewer use agreement between the user and District. Examples of Special Case service include, but are not limited to, the following: (1) Service not defined in one of the preceding categories which are unique or require extraordinary service; (2) Service outside District boundaries; (3) Service to areas requiring special maintenance; (4) Service to areas requiring pumping with a lift greater than 200 feet; or, (5) Service to dischargers of wastewater of unusual strengths; (6) Service to areas where the ERU method per following table results in an inequity.	Individual Case	Individual Case	Individual Case	Individual Case
V	Industrial Waste Charge Permits. Any industrial waste discharge permit may provide special discharge requirements and charges, as determined by the District including, but not limited to, charges for constituents of the sewage discharge, special metering arrangements, including irrigation usage by industrial dischargers, and charges for excess flows or peak seasonal discharges by industrial users.	Individual Case	Individual Case	Individual Case	Individual Case

(1) The number of ERUs for recreational and/or other miscellaneous facilities within a multiple residential complex shall be computed per Method A or Method B (see following table). No monthly service charge shall be charged for laundry room facilities within a multiple residential complex, open to use only by residents of the complex.

Method For Fee Computation

Method A - Based on water meter size Each ¾ inch meter shall equal (1) ERU. Each 1 inch meter shall equal two (2) ERU. Each 1-¼ inch or 1-½ inch meter shall equal four (4) ERU Each 2 inch meter shall equal (7) ERU Each 3 inch meter shall equal (15) ERU Each 4 inch meter shall equal (30) ERU Each 6 inch meter shall equal (60) ERU
Method B - Based on number of plumbing fixtures Each twenty-five (25) plumbing fixture units as defined in the Uniform Plumbing Code shall be considered equal to one (1) ERU.
Method C – Based on flow and waste characteristics Where flow and waste characteristics are of an unusual nature, the sewer connection and service fee shall be determined on the basis of strength of the five (5) day Biochemical Oxygen Demand (BOD), suspended solids, quantity of flow, and other factors of the waste discharge that affect the sewer collection, treatment and disposal systems. Determination of the strength of waste shall be conducted in accordance with the latest edition of "Standard Methods for the Examination of Water and Wastewater," as published by the American Public Health Association, except where wastes of unusual character make other procedures necessary.
Method D – Based on estimated fixture units A developer may want to construct a shell of a building before determining the final fixture unit count. A developer may obtain a Will Serve letter based upon the District's estimate of the buildings fixture units or estimated flow. Once the building has been completed and all fixture units installed, the District shall then recalculate the sewer connection and service fee. If the fixture unit count is greater than the original estimate, additional connection fees will be assessed accordingly. If the original estimate for sewer connection fees is greater than the actual As-Built fixture unit count, a refund of excess connection fees will be made to the developer.
Method E – Based on estimated flow Any commercial or industrial building which creates fifteen percent (15) or greater sewage discharge than the original sewer connection fee paid for may be subject to an increased sewer connection fee. For example, an office building may have paid connection fees for 10 ERUs when a Will Serve letter was first issued. At a rate of 250 gallons per day allowed per ERU, the building may be subject to an increased sewer connection fee if its wastewater discharge as determined either by direct metering of the discharge or if the water consumption records indicate that the building is discharging in excess of 10 ERU x 250 gpd x 365 days/year x 1.15 or 1.049 million gallons per year.

B. Sewer Fees

Item	Fee
Application Fee	1. Projects that require only administrative review: $0 2. All other projects: $150
Project Completion Deposit	Projects that require a final audit or inspection: $1,000
Sewer Plan Check Fee	1. Plan check fee: $100/sheet 2. Plans resubmitted after change orders: $100/sheet 3. Subdivision Final Map or Parcel Map Sewer Improvement Plan: $100/sheet
Sewer Construction Inspection Fee	1. Inspection Fee: $125/hour ($350 minimum) 2. Overtime Inspection Fee: $200/hour 3. Closed Circuit Television Inspection: $300/hour ($1,000 minimum)
Sewer Connection Fee (per ERU)	1. Joint Venture Area: $16,1005~~,475~~ 2. Bell Canyon Original Assessment Area: $3,500~~375~~
Bell Canyon Sewer Extension Fee	1. Gravity Sewer Main: To Be Determined 2. Grinder Pump System: $12,000
Sewer Availability Fee	$300 (includes Application Fee)
Industrial Waste Permit Fee	1. Annual Fee: $1,000/year 2. Supplemental Fee for work beyond basic level of services: $100/hour 3. Violations: $300 (1st), $500 (2nd), $1000 (3rd or more) 4. Re-inspection/Compliance Fee: $0 (1st), $125/hour ($350 min) [2nd or more]
FOG Permit Fee	1. Annual Fee: $600/year 2. Violations: $0 (1st), $300 (2nd), $500 (3rd or more) 3. Non-Response Fee: • 1st - $300 after 30 days • 2nd - $500 after 60 days, plus notification to VCEHD • 3rd - $1000 after 75 days, plus possible disconnection 4. Re-inspection/Compliance Fee: $0 (1st), $125/hour ($350 min) [2nd or more]

Commencing on July 1, 1990 and continuing thereafter on each July 1, the sewer connection fee set forth above shall be adjusted by an increment based on the March to March average percentage change in the Construction Cost Index for the Los Angeles area published in the McGraw-Hill construction weekly magazine titled "ENR," and rounded to the nearest twenty-five dollars ($25). However, the Board may at its sole option determine, by resolution adopted prior thereto, that such adjustment shall not be effective for the next succeeding years, or may determine other amounts as appropriate based upon the capital expenditure needs of the District.

SECTION 4. FINDINGS

The TWSD Board of Directors finds the foregoing fees and charges are for the purpose of: (1) meeting operating expenses, including but not limited to the District's operations, maintenance and management contract; (2) purchasing or leasing supplies, equipment and materials; (3) meeting financial reserve needs and requirements; (4) obtaining funds for constructing and maintaining sewer facilities necessary to maintain service within existing service areas; (5) improvements and repairs; and (6) debt service and refunds.

The TWSD Board of Directors further finds that the foregoing fees and charges: (1) do not exceed the funds required to provide the service; (2) are not used for any purpose other than that for which they are imposed; (3) as imposed upon any parcel or person as an incident of property ownership, do not exceed the proportional cost of the service attributable to the parcel; and, (4) are imposed only for service that is actually used by, or immediately available to, the owner of the property in question.

SECTION 5. FEE REVIEW PERIOD

On or about January 1 of each year, the General Manager is hereby empowered and shall review the estimated cost of providing the services described and the impact of any pending or anticipated changes in the service level. The General Manager shall report these findings to the Board of Directors at a duly noticed public hearing and recommend any adjustment to the fees and charges or other action that may be required.

SECTION 6. SEVERABILITY

This Ordinance, except for those portions that are found to be invalid, would remain in full force and effect and continue to be valid. The Board of Directors hereby declares it would have passed this Ordinance and each section, subsection, sentence, clause or phrase thereof, irrespective of the fact that one or more sections, subsections, sentences, clauses, or phrases or the application thereof to any person or circumstance be held invalid.

SECTION 7. REPEAL OF PRIOR INCONSISTENT ORDINANCES

Any prior ordinances or portions of ordinances previously adopted by the District Board of Directors that are in conflict with this Ordinance, are repealed as of the Effective Date of this Ordinance. This includes TWSD-250 (adopted 6/2~~7~~8/2~~1~~1).

SECTION 8. EFFECTIVE DATE

This Ordinance shall become effective July 1, 202~~3~~2.

[THE REMAINDER OF THIS PAGE IS INTENTIONALLY LEFT BLANK]

PASSED, APPROVED AND ADOPTED this 267th day of June 20232 by the following vote:

AYES:

NOES:

ABSENT:

TRIUNFO WATER & SANITATION DISTRICT

_____

Jane Nye~~Leon Shapiro~~, Chair

ATTESTED:

_____

Fidela Garcia, Clerk of the Board

APPROVED AS TO FORM:

_____

John Mathews, General Counsel

This page is intentionally blank.

TRIUNFO WATER & SANITATION DISTRICT

ORDINANCE NO. TWSD-250 (Adopted 6/26/23)
PRESCRIBING FEES AND CHARGES FOR SEWER SERVICE
OWNED AND OPERATED BY TRIUNFO WATER & SANITATION DISTRICT

WHEREAS, the Triunfo Water & Sanitation District ("District") is duly organized and established under the laws of the State of California, and as such is empowered to impose fees and charges relative to the District's provision of services to its service area; and

WHEREAS, the District provides wastewater service to its customers within the District's service area and charges these customers appropriate service fees designed to cover capital and operating and maintenance expenses associated with the provision of the services; and

WHEREAS, the District has estimated the costs of providing wastewater service to its customers based on financial information for the current year and the entire operating history of the enterprise; and

WHEREAS, this Ordinance No. TWSD-250 ("Ordinance") prescribes fees and charges pertaining to the provision of wastewater service to the District's customers within the service area; and

WHEREAS, the District has complied with all applicable requirements set forth in Article XIII D of the California Constitution (enacted by Proposition 218, November 5, 1996 Statewide election); and

WHEREAS, a notice was published in the Ventura County Star, a newspaper of general circulation published and circulated in the District, providing a summary of this Ordinance and noticing a public hearing to consider adoption of this Ordinance; and

WHEREAS, all persons present at said hearing and interested in the matter were heard and given the opportunity to be heard on the enactment of the proposed fees and charges prescribed in this Ordinance; and

WHEREAS, after considering the financial information, hearing a staff presentation, considering the testimony received at the public hearing and discussion of the issues, the District's Board of Directors concludes that the proposed fees and charges prescribed in this Ordinance are necessary for the District's provision of services and do not exceed the cost of those services; and

WHEREAS, the adoption of this Ordinance is statutorily exempt under the California Environmental Quality Act pursuant to the provisions of Public Resources Code Section 21080(b)(8) and California Code of regulations Section 15273(a).

NOW, THEREFORE, the Board hereby ordains as follows:

SECTION 1. SHORT TITLE

This Ordinance shall be known as the TWSD Sewer Service Fee and Charge Ordinance.

SECTION 2. DEFINITIONS

The following words as used in this Ordinance shall have the meanings set forth below unless otherwise apparent in the context in which they are used:

a. "Apartment" means a suite or set of rooms outfitted with housekeeping facilities and intended for occupancy as a dwelling unit.

b. "Board of Directors" or "Board" means the TWSD Board of Directors.

c. "Commercial" means a site or building used for the exchange or buying and selling of material goods or services and shall also mean a hotel or motel.

d. "District" or "TWSD" means the Triunfo Water & Sanitation District.

e. "Equivalent Residential Unit" means a unit of measurement for the quantity and quality of sewage which is equivalent to domestic sewage originating in a single residential unit. One ERU is less than or equal to an average of 250 gallons per day per year of domestic sewage discharge. One ERU is also equal to 25 fixture units or less based on the number of fixture units as assigned to various plumbing fixtures in the Uniform Plumbing Code as published by the International Association of Plumbing and Mechanical Officials (IAPMO). Should a conflict arise between the flow and fixture unit definitions, the most restrictive definition shall apply.

f. "Industrial" means any site, structure, building or works which is, or which is designed to be, used for the manufacture, processing, or distribution of materials, equipment, supplies, food or commodities of any description; or which is used or designed to be used as a sanitarium, hospital, penal institution, or charitable institution; together with all appurtenances thereto and the surrounding premises under the same ownership or control.

g. "Institutional" means any educational institution supported by state or local taxes.

h. **"**Mobile Dwelling Unit" means a dwelling unit intended to be moved from site to site on wheels that are part of the unit and having dimensions longer than forty (40) feet and wider than eight and one-half (8.5) feet.

i. "Multiple Residential" means a sewer to serve more than one single family residence.

j. "Sewer Connection Fee" means a fee to obtain permission to connect to the District sewer, to have flow capacity rights, and to use the trunk sewer, sewage treatment facilities and appurtenances, provided that the District's prevailing service charges have been paid.

SECTION 3. FEES AND CHARGES

The following fees and charges are hereby prescribed:

A. Monthly Service Charge

Category	Use	FY 2022 (per ERU per month)	FY 2023 (per ERU per month)	FY 2024 (per ERU per month)	FY 2025 (per ERU per month)
I	Single Residential, per each residential lot, or separate billing address, whichever is greater.	$79.32	$91.22	$104.91	$112.25
I	Multiple Residential, per each ERU or fraction thereof.(1)	$79.32	$91.22	$104.91	$112.25
I	Apartment, per each apartment unit where each apartment unit shall be charged 80 percent of one (1) ERU. (1)	$63.44	$72.96	$83.90	$89.78
I	Mobile Dwelling Unit, per each mobile dwelling unit where each mobile dwelling unit shall be charged 80 percent of one (1) ERU. (1)	$63.44	$72.96	$83.90	$89.78
I	Trailer, per each trailer where each trailer shall be charged 50 percent of one (1) ERU.	$39.66	$45.61	$52.45	$56.12
I	Commercial, hotels, and institutional, when computed per Method B (see following table) per ERU or fraction thereof.	$79.32	$91.22	$104.91	$112.25
II	Shopping centers, when computed per Method B (see following table), per ERU or fraction thereof.	$140.86	$161.99	$186.29	$199.33
III	Restaurants, markets and mortuaries, when computed per Method B (see following table), per ERU or fraction thereof.	$182.48	$209.85	$241.33	$258.22
IV	Special Cases, service charges shall be based on equivalent factors of flow, loading and cost of service (including an increment for costs of extraordinary service, if required) and implemented by a separate sewer use agreement between the user and District. Examples of Special Case service include, but are not limited to, the following: (1) Service not defined in one of the preceding categories which are unique or require extraordinary service; (2) Service outside District boundaries; (3) Service to areas requiring special maintenance; (4) Service to areas requiring pumping with a lift greater than 200 feet; or, (5) Service to dischargers of wastewater of unusual strengths; (6) Service to areas where the ERU method per following table results in an inequity.	Individual Case	Individual Case	Individual Case	Individual Case
V	Industrial Waste Charge Permits. Any industrial waste discharge permit may provide special discharge requirements and charges, as determined by the District including, but not limited to, charges for constituents of the sewage discharge, special metering arrangements, including irrigation usage by industrial dischargers, and charges for excess flows or peak seasonal discharges by industrial users.	Individual Case	Individual Case	Individual Case	Individual Case

(1) The number of ERUs for recreational and/or other miscellaneous facilities within a multiple residential complex shall be computed per Method A or Method B (see following table). No monthly service charge shall be charged for laundry room facilities within a multiple residential complex, open to use only by residents of the complex.

Method For Fee Computation

Method A - Based on water meter size Each ¾ inch meter shall equal (1) ERU. Each 1 inch meter shall equal two (2) ERU. Each 1-¼ inch or 1-½ inch meter shall equal four (4) ERU Each 2 inch meter shall equal (7) ERU Each 3 inch meter shall equal (15) ERU Each 4 inch meter shall equal (30) ERU Each 6 inch meter shall equal (60) ERU
Method B - Based on number of plumbing fixtures Each twenty-five (25) plumbing fixture units as defined in the Uniform Plumbing Code shall be considered equal to one (1) ERU.
Method C – Based on flow and waste characteristics Where flow and waste characteristics are of an unusual nature, the sewer connection and service fee shall be determined on the basis of strength of the five (5) day Biochemical Oxygen Demand (BOD), suspended solids, quantity of flow, and other factors of the waste discharge that affect the sewer collection, treatment and disposal systems. Determination of the strength of waste shall be conducted in accordance with the latest edition of "Standard Methods for the Examination of Water and Wastewater," as published by the American Public Health Association, except where wastes of unusual character make other procedures necessary.
Method D – Based on estimated fixture units A developer may want to construct a shell of a building before determining the final fixture unit count. A developer may obtain a Will Serve letter based upon the District's estimate of the buildings fixture units or estimated flow. Once the building has been completed and all fixture units installed, the District shall then recalculate the sewer connection and service fee. If the fixture unit count is greater than the original estimate, additional connection fees will be assessed accordingly. If the original estimate for sewer connection fees is greater than the actual As-Built fixture unit count, a refund of excess connection fees will be made to the developer.
Method E – Based on estimated flow Any commercial or industrial building which creates fifteen percent (15) or greater sewage discharge than the original sewer connection fee paid for may be subject to an increased sewer connection fee. For example, an office building may have paid connection fees for 10 ERUs when a Will Serve letter was first issued. At a rate of 250 gallons per day allowed per ERU, the building may be subject to an increased sewer connection fee if its wastewater discharge as determined either by direct metering of the discharge or if the water consumption records indicate that the building is discharging in excess of 10 ERU x 250 gpd x 365 days/year x 1.15 or 1.049 million gallons per year.

B. Sewer Fees

Item	Fee
Application Fee	1. Projects that require only administrative review: $0 2. All other projects: $150
Project Completion Deposit	Projects that require a final audit or inspection: $1,000
Sewer Plan Check Fee	1. Plan check fee: $100/sheet 2. Plans resubmitted after change orders: $100/sheet 3. Subdivision Final Map or Parcel Map Sewer Improvement Plan: $100/sheet
Sewer Construction Inspection Fee	1. Inspection Fee: $125/hour ($350 minimum) 2. Overtime Inspection Fee: $200/hour 3. Closed Circuit Television Inspection: $300/hour ($1,000 minimum)
Sewer Connection Fee (per ERU)	1. Joint Venture Area: $16,100 2. Bell Canyon Original Assessment Area: $3,500
Bell Canyon Sewer Extension Fee	1. Gravity Sewer Main: To Be Determined 2. Grinder Pump System: $12,000
Sewer Availability Fee	$300 (includes Application Fee)
Industrial Waste Permit Fee	1. Annual Fee: $1,000/year 2. Supplemental Fee for work beyond basic level of services: $100/hour 3. Violations: $300 (1st), $500 (2nd), $1000 (3rd or more) 4. Re-inspection/Compliance Fee: $0 (1st), $125/hour ($350 min) [2nd or more]
FOG Permit Fee	1. Annual Fee: $600/year 2. Violations: $0 (1st), $300 (2nd), $500 (3rd or more) 3. Non-Response Fee: • 1st - $300 after 30 days • 2nd - $500 after 60 days, plus notification to VCEHD • 3rd - $1000 after 75 days, plus possible disconnection 4. Re-inspection/Compliance Fee: $0 (1st), $125/hour ($350 min) [2nd or more]

Commencing on July 1, 1990 and continuing thereafter on each July 1, the sewer connection fee set forth above shall be adjusted by an increment based on the March to March average percentage change in the Construction Cost Index for the Los Angeles area published in the McGraw-Hill construction weekly magazine titled “ENR,” and rounded to the nearest twenty-five dollars ($25). However, the Board may at its sole option determine, by resolution adopted prior thereto, that such adjustment shall not be effective for the next succeeding years, or may determine other amounts as appropriate based upon the capital expenditure needs of the District.

SECTION 4. FINDINGS

The TWSD Board of Directors finds the foregoing fees and charges are for the purpose of: (1) meeting operating expenses, including but not limited to the District's operations, maintenance and management contract; (2) purchasing or leasing supplies, equipment and materials; (3) meeting financial reserve needs and requirements; (4) obtaining funds for constructing and maintaining sewer facilities necessary to maintain service within existing service areas; (5) improvements and repairs; and (6) debt service and refunds.

The TWSD Board of Directors further finds that the foregoing fees and charges: (1) do not exceed the funds required to provide the service; (2) are not used for any purpose other than that for which they are imposed; (3) as imposed upon any parcel or person as an incident of property ownership, do not exceed the proportional cost of the service attributable to the parcel; and, (4) are imposed only for service that is actually used by, or immediately available to, the owner of the property in question.

SECTION 5. FEE REVIEW PERIOD

On or about January 1 of each year, the General Manager is hereby empowered and shall review the estimated cost of providing the services described and the impact of any pending or anticipated changes in the service level. The General Manager shall report these findings to the Board of Directors at a duly noticed public hearing and recommend any adjustment to the fees and charges or other action that may be required.

SECTION 6. SEVERABILITY

This Ordinance, except for those portions that are found to be invalid, would remain in full force and effect and continue to be valid. The Board of Directors hereby declares it would have passed this Ordinance and each section, subsection, sentence, clause or phrase thereof, irrespective of the fact that one or more sections, subsections, sentences, clauses, or phrases or the application thereof to any person or circumstance be held invalid.

SECTION 7. REPEAL OF PRIOR INCONSISTENT ORDINANCES

Any prior ordinances or portions of ordinances previously adopted by the District Board of Directors that are in conflict with this Ordinance, are repealed as of the Effective Date of this Ordinance. This includes TWSD-250 (adopted 6/27/22).

SECTION 8. EFFECTIVE DATE

This Ordinance shall become effective July 1, 2023.

[THE REMAINDER OF THIS PAGE IS INTENTIONALLY LEFT BLANK]

PASSED, APPROVED AND ADOPTED this 26th day of June 2023 by the following vote:

AYES:

NOES:

ABSENT:

TRIUNFO WATER & SANITATION DISTRICT

_____
Jane Nye, Chair

ATTESTED:

_____
Fidela Garcia, Clerk of the Board

APPROVED AS TO FORM:

_____
John Mathews, General Counsel

This page is intentionally blank.

TRIUNFO
WATER & SANITATION DISTRICT

Providing Outstanding Service Since 1963

Board of Directors
Jane Nye, Chair
Janna Orkney, Vice Chair
Leon Shapiro, Director
Raymond Tjulander, Director
James Wall, Director

May 22, 2023

Board of Directors
Triunfo Water & Sanitation District
Ventura County, California

REVISIONS TO ORDINANCE NO. TWSD-350 PRESCRIBING FEES AND CHARGES FOR POTABLE WATER

Summary

The Triunfo Water & Sanitation District (District) Board adopted Ordinance No. TWSD-350 (Adopted 11/28/22) prescribing fees and charges for potable water. This Ordinance stipulates the District's charges and fees for potable water services, including the connection fee. The proposed revisions are an increase in the service connection fee by 4.0% based on the 2022-2023 Construction Cost Index (CCI) and the legal basis for the process for imposing potable water rate increases during drought emergencies as defined within the Urban Water Management Plan (UWMP).

Staff recommends your Board review the proposed changes in charges and fees and direct staff to schedule a public hearing to consider adoption of Ordinance No. TWSD-350 at the June 26, 2023 Board meeting.

Discussion

Ordinance TWSD-350 has provisions for an automatic annual adjustment of the connection fee. The adjustment is based on the March-to-March percentage change in the CCI for the Los Angeles area published in the McGraw-Hill construction weekly magazine titled "ENR", and rounded to the nearest twenty-five dollars ($25). The Engineering News Record's Construction Index increased 4.0% over last year (2022-2023). The recommended CPI increase sets the connection fees at the amount enumerated in TWSD-350.

Ordinance No. TWSD-350 provides the Board with the flexibility to not adjust the current rates, or approve a lesser increase if desired. Proposition 218 does not apply to this automatic annual adjustment.

Please contact me at (805) 658-4621 or marknorris@triunfowsd.com if you have any questions.

Fiscal Impact

The potential revenue generated from the connection fee increase is not known at this time due to unknown planned connections.

The fiscal impacts for the loss of revenue due to the severe water restrictions are not know at this time and will be monitored and reported back to the Board for further evaluation.

Recommendation

It is recommended the Board:

A. Conduct the first reading, by title only, of proposed Ordinance No. TWSD-350; and

B. Schedule a public hearing and Board action on June 26, 2023 to conduct the second reading, by title only, and consider adoption of Ordinance No. TWSD-350 (adopted 6/26/23); and

C. Direct staff to publish on June 19, 2023, a notice in the Ventura County Star, a newspaper of general circulation published and circulated in the District, providing a summary of this Ordinance and noticing a June 26, 2023, public hearing to consider adoption of said Ordinance; or

D. Provide staff with direction.

"ORDINANCE NO. TWSD-350 (Adopted 6/26/23) PRESCRIBING FEES AND CHARGES FOR POTABLE WATER PROVIDED BY TRIUNFO WATER & SANITATION DISTRICT"

REVIEWED FOR FISCAL IMPACT: 
Vickie Dragan – Director of Finance

REVIEWED AND APPROVED: 
Mark Norris - General Manager

Attachments: TWSD Ordinance No. TWSD-350 (redline and clean)

TRIUNFO WATER & SANITATION DISTRICT

ORDINANCE NO. TWSD-350 (Adopted 6/26~~11/28~~/232)
PRESCRIBING FEES AND CHARGES FOR POTABLE WATER
PROVIDED BY TRIUNFO WATER & SANITATION DISTRICT

WHEREAS, the Triunfo Water & Sanitation District ("District") is duly organized and established under the laws of the State of California and, as such, is empowered to impose fees and charges relative to the District's provision of services to its service area; and

WHEREAS, the District provides retail potable water service to its customers and charges these customers appropriate service fees and charges designed to cover operating and maintenance expenses associated with the provision of the services; and

WHEREAS, the District has estimated the costs of providing retail potable water service to its customers based on financial information for the current year and the entire operating history of the enterprise; and

WHEREAS, this Ordinance No. TWSD-350 ("Ordinance") prescribes fees and charges pertaining to the provision of retail potable water service to the District's customers; and

WHEREAS, in accordance with the Proposition 218 Omnibus Implementation Act (Government Code Section 53750 through 53756) the District has adopted a schedule of potable water rates that authorizes automatic adjustments that pass-through increase in the wholesale cost of potable water, as calculated per hundred cubic feet of water (HCF); and

WHEREAS, in accordance with Government Code Section 53756(d), the District will provide written notice to all affected property owners prior to imposing the automatic adjustments set forth in this Ordinance that pass-through increases in wholesale cost of potable water charged by Calleguas, as calculated per hundred cubic feet of water (HCF). Said written notice shall be not less than thirty (30) days before the effective date of said adjustments; and,

WHEREAS, the District has complied with all applicable requirements set forth in Article XIII D of the California Constitution (enacted by Proposition 218, November 5, 1996 Statewide election); and

WHEREAS, a notice was published in the Ventura County Star, a newspaper of general circulation published and circulated in the District, providing a summary of this Ordinance and noticing a public hearing to consider adoption of this Ordinance; and

WHEREAS, all persons present at said hearing and interested in the matter were heard and given the opportunity to be heard on the enactment of the proposed fees and charges prescribed in this Ordinance; and

WHEREAS, after considering the financial information, hearing a staff presentation, considering the testimony received at the public hearing and discussion of the issues, the Board of Directors concludes that the proposed fees and charges prescribed in this Ordinance are necessary for the District's provision of services and do not exceed the cost of those services; and

WHEREAS, the adoption of this Ordinance is statutorily exempt under the California Environmental Quality Act pursuant to the provisions of Public Resources Code Section

21080(b)(8) and California Code of regulations Section 15273(a).

NOW, THEREFORE, the Board hereby ordains as follows:

SECTION 1. SHORT TITLE

This Ordinance shall be known as the TWSD Potable Water Fee and Charge Ordinance.

SECTION 2. DEFINITIONS

The following words as used in this Ordinance shall have the meanings set forth below unless otherwise apparent in the context in which they are used:

a. "Board of Directors" or "Board" means the TWSD Board of Directors.

b. "Customer" means any person, association, corporation, governmental agency, firm, or company of record receiving water service from the District.

c. "District" or "TWSD" means the Triunfo Water & Sanitation District.

d. "Hundred Cubic Feet" or HCF" or "Unit of Water" means 100 cubic feet or 748 gallons of water.

SECTION 3. FEES AND CHARGES

The following fees and charges are hereby prescribed:

A. Monthly Service Charge

Meter Size	FY 2022	FY 2023	FY 2024	FY 2025
3/4"	$33.43	$35.44	$36.86	$38.34
1"	$52.75	$55.92	$58.16	$60.49
1-1/2"	$100.41	$106.44	$110.70	$115.13
2"	$156.91	$166.33	$172.99	$179.91
3"	$335.79	$355.94	$370.18	$384.99
4"	$599.42	$635.39	$660.81	$687.25
6"	$1,324.41	$1,403.88	$1,460.04	$1,518.45

B. Quantity Rate for Potable Water

Tier	Monthly Use	Rate FY 2022 (per HCF)	Current Rate FY 2023 (per HCF)	Rate Effective 1/1/23 (per HCF)	Rate FY 2024 (per HCF)	Rate FY 2025 (per HCF)
1	0-7 HCF	$7.46	$7.90	$8.07	$8.38	$8.71
2	>7-28 HCF	$8.42	$8.92	$9.09	$9.44	$9.81
3	>28 HCF	$10.25	$10.86	$11.03	$11.46	$11.91

Any of the quantity rates specified above are, in accordance with applicable law, subject to adjustment by the District should Calleguas adopt further increases or decreases in its potable water wholesale rate.

C. Automatic Fire Sprinkler Monthly Service Charge

Meter Size	FY 2022	FY 2023	FY 2024	FY2025
3/4”	$33.43	$35.44	$36.86	$38.34

Water used through an automatic fire sprinkler system for purposes other than for extinguishing fires or a related purpose, shall be charged the Tier 3 metered water rate for all water used through such service connection.

D. Service Connection Fee

Meter Size	FY2023
3/4”	5,625~~400~~
1”	9,350~~000~~
1-1/2”	18,675~~7,950~~
2”	29,825~~28,675~~
3”	65,375~~62,850~~
4”	117,600~~113,075~~
6”	261,350~~251,300~~

Commencing on July 1, 1990 and continuing thereafter on each July 1, the water connection fee set forth above shall be adjusted by an increment based on the March to March average percentage change in the Construction Cost Index for the Los Angeles area published in the McGraw-Hill construction weekly magazine titled “ENR,” and rounded to the nearest twenty-five dollars ($25). However, the Board may at its sole option determine, by resolution adopted prior thereto, that such adjustment shall not be effective for the next succeeding years, or may determine other amounts as appropriate based upon the capital expenditure needs of the District.

E. Processing, Planning and Inspection Fees

Item	Fee
Application Fee	1. Projects that require only administrative review: $0 2. All other Projects: $150
Project Completion Deposit	Projects that require a final audit or inspection: $1,000
Water Line Plan Check Fee	1. Plan check fee: $100/sheet 2. Plans resubmitted after change orders: $100/sheet 3. Subdivision Final Map or Parcel Map Sewer Improvement Plan: $100/sheet
Water Line Construction Inspection Fee	1. Inspection Fee: $125/hour ($350 minimum) 2. Overtime Inspection Fee: $200/hour
Fire flow Testing Fee	Project that require a fire flow test: $125/hour ($350 min)

F. Miscellaneous Fees

Item	Fee
Account Set Up Fee	$15.00
Construction Connection (Per Month)	$8.50
New Customer Deposit –3/4" Meter	$75.00
New Customer Deposit - 1" Meter	$80.00
New Customer Deposit – 1 ½" Meter	$100.00
New Customer Deposit - 2" Meter	$150.00
New Customer Deposit over 2" Meter	$200.00
Shut off Notice/Shut off/Turn on/etc. - Regular Business Hours	$30.00 each
Shut off Notice/Shut off/Turn on/etc. - After Hours/Weekends	$325.00 each
Fire Service (Per Inch of Meter Diameter)	$6.75
Security Deposit – Metered Hydrant Service	$1,200.00
Security Deposit – Reinstatement after shut off for customers with history of delinquent payment and will escalate based on the amount of the billing (returned after one year if no late fees are applied during the entire period)	$150.00
Unauthorized Turn on by customer	$ 75.00
Unauthorized Fire Hydrant Use Penalty (per incident) (Assessment in addition to the cost for repairs plus cost for water lost)	$ 250.00
Illegal Water Consumption Penalty/Meter Tampering (Note: This fine is not eligible for a payment plan)	$2,500 (1st) $10,000 (2nd or more)

In addition, the District shall collect charges for work performed or for damages incurred (i.e., damaged meter box, meter box replacement covers, damaged fire hydrants, etc.). The charges shall be based on the costs incurred including an amount for overhead as set by the District.

G. Water Conservation Fines and Penalties

1) Misdemeanor

Any violation of District ordinances may be prosecuted as a misdemeanor punishable by imprisonment in the county jail for not more than thirty (30) days, or by a fine not exceeding one thousand dollars ($1,000), or by both.

2) Fines

Fines for failure to comply with the water conservation measures in the ordinance shall be as follows:

Violation	Permanent (Level 1) & Stage 1 (Level 2) Fines	Stage 2 (Level 3) and Stage 3 (Levels 4-6) Fines
First Violation	Written Warning	Fine not greater than $100
Second Violation within a 12 Month Period	Fine not greater than $100	Fine not greater than $200

Third Violation within a 12 Month Period	Fine not greater than $150	Fine not greater than $250
Fourth Violation within a 12 Month Period	Fine not greater than $200	Fine not greater than $350
Fifth and Subsequent Violations within a 12 Month Period	Fine not greater than $250	Fine not greater than $500

A fifth and subsequent violation is punishable not only with a fine, but also the following:

1. Water Flow Restrictor (Applies to Permanent (Level 1) and Stages 1-3 (Levels 2-6): The District may install a water flow restrictor device of approximately one gallon per minute capacity for services up to one and one-half inch size and competitively sized restrictors for larger services after written notice of intent from the General Manager to install a restrictor for a minimum of forty-eight (48) hours.

2. Termination of Service (Applies to Stage 2 (Level 3) - Stage 3 (Levels 4-6): The District may disconnect and/or terminate a customer's water service.

3) Penalties for Excessive Consumption

Excessive water use penalties will be charged in addition to the regular fee structure based on total consumption. If an Account uses more water during any Monthly Billing Cycle than has been allocated to that Account, such excess use shall constitute a violation of this Ordinance, and the penalty rates for excessive consumption is as follows:

Excess Water Charge 1	Excess Water Charge 2	Excess Water Charge 3
0 - <7 HCF	7 - <12 HCF	12+ HCF
Penalty based on 1X Tier 1 water rate	Penalty based on 2X Tier 2 water rate	Penalty based on 3X Tier 3 water rate

Hundred Cubic Feet (HCF) = 100 cubic feet of water = 748 gallons

In addition to the penalty rates, any Account exceeding their allocation four times in any twelve month period may result in the District installing a water flow restrictor device. An Account can request removal of the flow restrictor device following three months of water allocation compliance. Removal requests must be made in writing and addressed to the General Manager.

4) Cost of Flow Restrictor and Disconnecting Service

A person or entity that violates this ordinance is responsible for payment of the District charges for installing and/or removing any flow restricting device and for disconnecting and/or reconnecting service per the District's schedule of charges, then in effect as a charge for installing and/or removing any flow restricting device shall be paid to the District before the device is removed. Nonpayment shall be subject to the same schedules as nonpayment of basic water rates.

5) Separate Offenses

The District provides a 10-day period from the date on the notice of violation in which a violation may be appealed. No further notice of violation for the same offense will be issued during this time. If the appeal is received within this 10-day period, no further action will be taken pending

notification of the District's final determination. If the appeal is not received within this 10-day period then the violation stands.

6) Appeals to the Board

An applicant can appeal a decision of the General Manager on a violation to the TWSD Board within 10 days of the decision upon written request to the Clerk of the Board for a hearing. The request shall state the grounds for the appeal. At a public meeting, the TWSD Board shall act as the approval authority and review the appeal following the regular appeal procedure. The decision of the TWSD Board is final.

7) Rate Increase Structure During Shortage

Recognizing that a time of severe water shortage will have fiscal and social impacts to the Oak Park Community, the District has established measures to alleviate these impacts to the District's potable water customers.

To address the potential fiscal impact locally, the District has adopted a mechanism designed to increase rates as the supply drops and water costs to the District from its supplier begin to rise. This has the dual effect of 1) mitigating the fiscal impact to the District of a water shortage and 2) serving as an incentive to customers to work at conservation efforts.

SECTION 4. FINDINGS

The TWSD Board of Directors finds the foregoing fees and charges are for the purpose of: (1) meeting operating expenses, including but not limited to the District's operations, maintenance and management contract; (2) purchasing or leasing supplies, equipment and materials; (3) meeting financial reserve needs and requirements; (4) obtaining funds for constructing and maintaining water facilities necessary to maintain service within existing service areas; (5) improvements and repairs; and (6) debt service and refunds.

The TWSD Board of Directors further finds that the foregoing fees and charges: (1) do not exceed the funds required to provide the service; (2) are not used for any purpose other than that for which they are imposed; (3) as imposed upon any parcel or person as an incident of property ownership, do not exceed the proportional cost of the service attributable to the parcel; and, (4) are imposed only for service that is actually used by, or immediately available to, the owner of the property in question.

SECTION 5. FEE REVIEW PERIOD

On or about January 1 of each year, the General Manager is hereby empowered and shall review the estimated cost of providing the services described and the impact of any pending or anticipated changes in the service level. The General Manager shall report these findings to the Board of Directors at a duly noticed public hearing and recommend any adjustment to the fees and charges or other action that may be required.

SECTION 6. SEVERABILITY

This Ordinance, except for those portions that are found to be invalid, would remain in full force and effect and continue to be valid. The Board of Directors hereby declares it would have passed this Ordinance and each section, subsection, sentence, clause or phrase thereof, irrespective of the fact that one or more sections, subsections, sentences, clauses, or phrases or the application

thereof to any person or circumstance be held invalid.

SECTION 7. REPEAL OF PRIOR INCONSISTENT ORDINANCES

Any prior ordinances or portions of ordinances previously adopted by the District Board of Directors that are in conflict with this Ordinance, are repealed as of the Effective Date of this Ordinance. This includes TWSD-350 (Adopted 6/27/22).

SECTION 8. EFFECTIVE DATE

This Ordinance shall become effective July~~anuary~~ 1, 2023.

PASSED, APPROVED AND ADOPTED this 2~~6~~8th day of June~~November~~ 202~~3~~2 by the following vote:

AYES:

NOES:

ABSENT:

TRIUNFO WATER & SANITATION DISTRICT

_____

Jane Nye~~Leon Shapiro~~, Chair

ATTESTED:

_____

Fidela Garcia, Clerk of the Board

APPROVED AS TO FORM:

_____

John Mathews, General Counsel

This page is intentionally blank.

TRIUNFO WATER & SANITATION DISTRICT

ORDINANCE NO. TWSD-350 (Adopted 6/26/23)
PRESCRIBING FEES AND CHARGES FOR POTABLE WATER
PROVIDED BY TRIUNFO WATER & SANITATION DISTRICT

WHEREAS, the Triunfo Water & Sanitation District ("District") is duly organized and established under the laws of the State of California and, as such, is empowered to impose fees and charges relative to the District's provision of services to its service area; and

WHEREAS, the District provides retail potable water service to its customers and charges these customers appropriate service fees and charges designed to cover operating and maintenance expenses associated with the provision of the services; and

WHEREAS, the District has estimated the costs of providing retail potable water service to its customers based on financial information for the current year and the entire operating history of the enterprise; and

WHEREAS, this Ordinance No. TWSD-350 ("Ordinance") prescribes fees and charges pertaining to the provision of retail potable water service to the District's customers; and

WHEREAS, in accordance with the Proposition 218 Omnibus Implementation Act (Government Code Section 53750 through 53756) the District has adopted a schedule of potable water rates that authorizes automatic adjustments that pass-through increase in the wholesale cost of potable water, as calculated per hundred cubic feet of water (HCF); and

WHEREAS, in accordance with Government Code Section 53756(d), the District will provide written notice to all affected property owners prior to imposing the automatic adjustments set forth in this Ordinance that pass-through increases in wholesale cost of potable water charged by Calleguas, as calculated per hundred cubic feet of water (HCF). Said written notice shall be not less than thirty (30) days before the effective date of said adjustments; and,

WHEREAS, the District has complied with all applicable requirements set forth in Article XIII D of the California Constitution (enacted by Proposition 218, November 5, 1996 Statewide election); and

WHEREAS, a notice was published in the Ventura County Star, a newspaper of general circulation published and circulated in the District, providing a summary of this Ordinance and noticing a public hearing to consider adoption of this Ordinance; and

WHEREAS, all persons present at said hearing and interested in the matter were heard and given the opportunity to be heard on the enactment of the proposed fees and charges prescribed in this Ordinance; and

WHEREAS, after considering the financial information, hearing a staff presentation, considering the testimony received at the public hearing and discussion of the issues, the Board of Directors concludes that the proposed fees and charges prescribed in this Ordinance are necessary for the District's provision of services and do not exceed the cost of those services; and

WHEREAS, the adoption of this Ordinance is statutorily exempt under the California Environmental Quality Act pursuant to the provisions of Public Resources Code Section

21080(b)(8) and California Code of regulations Section 15273(a).

NOW, THEREFORE, the Board hereby ordains as follows:

SECTION 1. SHORT TITLE

This Ordinance shall be known as the TWSD Potable Water Fee and Charge Ordinance.

SECTION 2. DEFINITIONS

The following words as used in this Ordinance shall have the meanings set forth below unless otherwise apparent in the context in which they are used:

a. "Board of Directors" or "Board" means the TWSD Board of Directors.

b. "Customer" means any person, association, corporation, governmental agency, firm, or company of record receiving water service from the District.

c. "District" or "TWSD" means the Triunfo Water & Sanitation District.

d. "Hundred Cubic Feet" or HCF" or "Unit of Water" means 100 cubic feet or 748 gallons of water.

SECTION 3. FEES AND CHARGES

The following fees and charges are hereby prescribed:

A. Monthly Service Charge

Meter Size	FY 2022	FY 2023	FY 2024	FY 2025
3/4"	$33.43	$35.44	$36.86	$38.34
1"	$52.75	$55.92	$58.16	$60.49
1-1/2"	$100.41	$106.44	$110.70	$115.13
2"	$156.91	$166.33	$172.99	$179.91
3"	$335.79	$355.94	$370.18	$384.99
4"	$599.42	$635.39	$660.81	$687.25
6"	$1,324.41	$1,403.88	$1,460.04	$1,518.45

B. Quantity Rate for Potable Water

Tier	Monthly Use	Rate FY 2022 (per HCF)	Current Rate FY 2023 (per HCF)	Rate Effective 1/1/23 (per HCF)	Rate FY 2024 (per HCF)	Rate FY 2025 (per HCF)
1	0-7 HCF	$7.46	$7.90	$8.07	$8.38	$8.71
2	>7-28 HCF	$8.42	$8.92	$9.09	$9.44	$9.81
3	>28 HCF	$10.25	$10.86	$11.03	$11.46	$11.91

Any of the quantity rates specified above are, in accordance with applicable law, subject to adjustment by the District should Calleguas adopt further increases or decreases in its potable water wholesale rate.

C. Automatic Fire Sprinkler Monthly Service Charge

Meter Size	FY 2022	FY 2023	FY 2024	FY2025
3/4”	$33.43	$35.44	$36.86	$38.34

Water used through an automatic fire sprinkler system for purposes other than for extinguishing fires or a related purpose, shall be charged the Tier 3 metered water rate for all water used through such service connection.

D. Service Connection Fee

Meter Size	FY2024
3/4”	5,625
1”	9,350
1-1/2”	18,675
2”	29,825
3”	65,375
4”	117,600
6”	261,350

Commencing on July 1, 1990 and continuing thereafter on each July 1, the water connection fee set forth above shall be adjusted by an increment based on the March to March average percentage change in the Construction Cost Index for the Los Angeles area published in the McGraw-Hill construction weekly magazine titled “ENR,” and rounded to the nearest twenty-five dollars ($25). However, the Board may at its sole option determine, by resolution adopted prior thereto, that such adjustment shall not be effective for the next succeeding years, or may determine other amounts as appropriate based upon the capital expenditure needs of the District.

E. Processing, Planning and Inspection Fees

Item	Fee
Application Fee	1. Projects that require only administrative review: $0 2. All other Projects: $150
Project Completion Deposit	Projects that require a final audit or inspection: $1,000
Water Line Plan Check Fee	1. Plan check fee: $100/sheet 2. Plans resubmitted after change orders: $100/sheet 3. Subdivision Final Map or Parcel Map Sewer Improvement Plan: $100/sheet
Water Line Construction Inspection Fee	1. Inspection Fee: $125/hour ($350 minimum) 2. Overtime Inspection Fee: $200/hour
Fire flow Testing Fee	Project that require a fire flow test: $125/hour ($350 min)

F. Miscellaneous Fees

Item	Fee
Account Set Up Fee	$15.00
Construction Connection (Per Month)	$8.50
New Customer Deposit –3/4" Meter	$75.00
New Customer Deposit - 1" Meter	$80.00
New Customer Deposit – 1 ½" Meter	$100.00
New Customer Deposit - 2" Meter	$150.00
New Customer Deposit over 2" Meter	$200.00
Shut off Notice/Shut off/Turn on/etc. - Regular Business Hours	$30.00 each
Shut off Notice/Shut off/Turn on/etc. - After Hours/Weekends	$325.00 each
Fire Service (Per Inch of Meter Diameter)	$6.75
Security Deposit – Metered Hydrant Service	$1,200.00
Security Deposit – Reinstatement after shut off for customers with history of delinquent payment and will escalate based on the amount of the billing (returned after one year if no late fees are applied during the entire period)	$150.00
Unauthorized Turn on by customer	$ 75.00
Unauthorized Fire Hydrant Use Penalty (per incident) (Assessment in addition to the cost for repairs plus cost for water lost)	$ 250.00
Illegal Water Consumption Penalty/Meter Tampering (Note: This fine is not eligible for a payment plan)	$2,500 (1st) $10,000 (2nd or more)

In addition, the District shall collect charges for work performed or for damages incurred (i.e., damaged meter box, meter box replacement covers, damaged fire hydrants, etc.). The charges shall be based on the costs incurred including an amount for overhead as set by the District.

G. Water Conservation Fines and Penalties

1) Misdemeanor

Any violation of District ordinances may be prosecuted as a misdemeanor punishable by imprisonment in the county jail for not more than thirty (30) days, or by a fine not exceeding one thousand dollars ($1,000), or by both.

2) Fines

Fines for failure to comply with the water conservation measures in the ordinance shall be as follows:

Violation	Permanent (Level 1) & Stage 1 (Level 2) Fines	Stage 2 (Level 3) and Stage 3 (Levels 4-6) Fines
First Violation	Written Warning	Fine not greater than $100
Second Violation within a 12 Month Period	Fine not greater than $100	Fine not greater than $200

Third Violation within a 12 Month Period	Fine not greater than $150	Fine not greater than $250
Fourth Violation within a 12 Month Period	Fine not greater than $200	Fine not greater than $350
Fifth and Subsequent Violations within a 12 Month Period	Fine not greater than $250	Fine not greater than $500

A fifth and subsequent violation is punishable not only with a fine, but also the following:

1. Water Flow Restrictor (Applies to Permanent (Level 1) and Stages 1-3 (Levels 2-6): The District may install a water flow restrictor device of approximately one gallon per minute capacity for services up to one and one-half inch size and competitively sized restrictors for larger services after written notice of intent from the General Manager to install a restrictor for a minimum of forty-eight (48) hours.

2. Termination of Service (Applies to Stage 2 (Level 3) - Stage 3 (Levels 4-6): The District may disconnect and/or terminate a customer's water service.

3) Penalties for Excessive Consumption

Excessive water use penalties will be charged in addition to the regular fee structure based on total consumption. If an Account uses more water during any Monthly Billing Cycle than has been allocated to that Account, such excess use shall constitute a violation of this Ordinance, and the penalty rates for excessive consumption is as follows:

Excess Water Charge 1	Excess Water Charge 2	Excess Water Charge 3
0 - <7 HCF	7 - <12 HCF	12+ HCF
Penalty based on 1X Tier 1 water rate	Penalty based on 2X Tier 2 water rate	Penalty based on 3X Tier 3 water rate

Hundred Cubic Feet (HCF) = 100 cubic feet of water = 748 gallons

In addition to the penalty rates, any Account exceeding their allocation four times in any twelve month period may result in the District installing a water flow restrictor device. An Account can request removal of the flow restrictor device following three months of water allocation compliance. Removal requests must be made in writing and addressed to the General Manager.

4) Cost of Flow Restrictor and Disconnecting Service

A person or entity that violates this ordinance is responsible for payment of the District charges for installing and/or removing any flow restricting device and for disconnecting and/or reconnecting service per the District's schedule of charges, then in effect as a charge for installing and/or removing any flow restricting device shall be paid to the District before the device is removed. Nonpayment shall be subject to the same schedules as nonpayment of basic water rates.

5) Separate Offenses

The District provides a 10-day period from the date on the notice of violation in which a violation may be appealed. No further notice of violation for the same offense will be issued during this time. If the appeal is received within this 10-day period, no further action will be taken pending

notification of the District's final determination. If the appeal is not received within this 10-day period then the violation stands.

6) Appeals to the Board

An applicant can appeal a decision of the General Manager on a violation to the TWSD Board within 10 days of the decision upon written request to the Clerk of the Board for a hearing. The request shall state the grounds for the appeal. At a public meeting, the TWSD Board shall act as the approval authority and review the appeal following the regular appeal procedure. The decision of the TWSD Board is final.

7) Rate Increase Structure During Shortage

Recognizing that a time of severe water shortage will have fiscal and social impacts to the Oak Park Community, the District has established measures to alleviate these impacts to the District's potable water customers.

To address the potential fiscal impact locally, the District has adopted a mechanism designed to increase rates as the supply drops and water costs to the District from its supplier begin to rise. This has the dual effect of 1) mitigating the fiscal impact to the District of a water shortage and 2) serving as an incentive to customers to work at conservation efforts.

SECTION 4. FINDINGS

The TWSD Board of Directors finds the foregoing fees and charges are for the purpose of: (1) meeting operating expenses, including but not limited to the District's operations, maintenance and management contract; (2) purchasing or leasing supplies, equipment and materials; (3) meeting financial reserve needs and requirements; (4) obtaining funds for constructing and maintaining water facilities necessary to maintain service within existing service areas; (5) improvements and repairs; and (6) debt service and refunds.

The TWSD Board of Directors further finds that the foregoing fees and charges: (1) do not exceed the funds required to provide the service; (2) are not used for any purpose other than that for which they are imposed; (3) as imposed upon any parcel or person as an incident of property ownership, do not exceed the proportional cost of the service attributable to the parcel; and, (4) are imposed only for service that is actually used by, or immediately available to, the owner of the property in question.

SECTION 5. FEE REVIEW PERIOD

On or about January 1 of each year, the General Manager is hereby empowered and shall review the estimated cost of providing the services described and the impact of any pending or anticipated changes in the service level. The General Manager shall report these findings to the Board of Directors at a duly noticed public hearing and recommend any adjustment to the fees and charges or other action that may be required.

SECTION 6. SEVERABILITY

This Ordinance, except for those portions that are found to be invalid, would remain in full force and effect and continue to be valid. The Board of Directors hereby declares it would have passed this Ordinance and each section, subsection, sentence, clause or phrase thereof, irrespective of the fact that one or more sections, subsections, sentences, clauses, or phrases or the application

thereof to any person or circumstance be held invalid.

SECTION 7. REPEAL OF PRIOR INCONSISTENT ORDINANCES

Any prior ordinances or portions of ordinances previously adopted by the District Board of Directors that are in conflict with this Ordinance, are repealed as of the Effective Date of this Ordinance. This includes TWSD-350 (Adopted 6/27/22).

SECTION 8. EFFECTIVE DATE

This Ordinance shall become effective July 1, 2023.

PASSED, APPROVED AND ADOPTED this 26th day of June 2023 by the following vote:

AYES:

NOES:

ABSENT:

TRIUNFO WATER & SANITATION DISTRICT

_____
Jan Nye, Chair

ATTESTED:

_____
Fidela Garcia, Clerk of the Board

APPROVED AS TO FORM:

_____
John Mathews, General Counsel

This page is intentionally blank.

TRIUNFO
WATER & SANITATION DISTRICT

Providing Outstanding Service Since 1963

Board of Directors
Jane Nye, Chair
Janna Orkney, Vice Chair
Leon Shapiro, Director
Raymond Tjulander, Director
James Wall, Director

May 22, 2023

Board of Directors
Triunfo Water & Sanitation District
Ventura County, California

CONTRACT WITH INSITUFORM TECHNOLOGIES, LLC.
FOR THE 2023 BELL CANYON SEWER MAINLINE REHABILITATION PROJECT
TWSD CONTRACT NO. T23-004

Summary

Previously, staff identified two sections of the Triunfo Water & Sanitation District's (District) Bell Canyon main line sewer pipeline in need of rehabilitation. The approximately 1,700 feet of sewer main located on Dapplegray and Saddlebow, just downstream from the wastewater force main discharge connection, showed substantial hydrogen sulfide (H_2S) deterioration from the force main flows. Elevated H_2S concentration in the wastewater flow are the result of infrequent grinder pump system cycling which allows the H_2S gas to develop in pump wet wells.

The District contracted professional services with Phoenix Engineering, LLC. to assist staff with the design and plans for the bid packet. The initial project approach was to remove the deficient pipe and replace with new sewer lines. However, subsequent review of this approach determined that a liner in lieu of pipe replacement would accomplish the desired repair and with a lower cost and less residential impacts. On May 10, 2023, staff solicited for bids from qualified contractors to perform the necessary work. The following two contractors responded with their bids:

1) Insituform Technologies, LLC. ($89,136)
2) Sancon Technologies, Inc. ($114,793.75)

Staff reviewed the bids and determined that Insituform Technologies, LLC. submitted the lowest responsible and responsive bid to complete the work effort. Staff recommends the Board approve a contract in the amount of $89,136 with the terms stipulated in the Contract.

TWSD Legal Counsel has approved the Contract as to form and content.

Please contact me at 805-658-4621 or email marknorris@triunfowsd.com if you have any questions or need additional information.

Fiscal Impact

The $89,136 cost for this Contract is included in the CIP portion of the FY2022-2023 Adopted Budget.

Recommendation

It is recommended that the Board Authorize the Chair to sign TWSD Contract No. T23-004 for Insituform Technologies, LLC. for the 2023 Bell Canyon Mainline Sewer Rehabilitation Project in the amount of $89,136 with the terms indicated in the Contract.

REVIEWED AND APPROVED: _____
Mark Norris - General Manager

Attachments: TWSD Contract No. T23-004

CONTRACT NO. T23-004

BETWEEN

TRIUNFO WATER & SANITATION DISTRICT
AND
INSITUFORM TECHNOLGIES, LLC.

THIS CONTRACT is made and entered into this 22nd day of May 2023 in the County of Ventura, State of California, by and between the TRIUNFO WATER & SANITATION DISTRICT, a political subdivision of the State of California ("District"), and INSITUFORM TECHNOLOGIES, LLC (“Contractor”).

RECITALS

A. On May 10, 2023, DISTRICT invited bids for the 2023 Bell Canyon Sewer Mainline Rehabilitation Project (“Project”).

B. Pursuant to said invitation, CONTRACTOR submitted the lowest responsible and responsive bid which was accepted by DISTRICT for said Project.

C. The parties enter into this Agreement to set forth their respective rights and obligations.

AGREEMENT

In consideration of the terms, conditions, and mutual covenants contained herein, the parties agree as follows:

Section 1. Scope of Work.

A. Contractor agrees to perform, within the time stipulated by this Contract, and shall provide all labor, materials, tools, equipment, apparatus, facilities and transportation necessary to complete in a good and workmanlike manner the construction of the 2023 Bell Canyon Sewer Mainline Rehabilitation Project.

Work includes the construction of the 2023 Bell Canyon Sewer Mainline Rehabilitation Project in accordance with the specifications and requirements as shown in the Contract Documents.

Unless otherwise provided, the Contractor shall furnish all materials, equipment, tools, labor and incidentals necessary to complete the Work. No separate payment will be made for any item that is not specifically set forth in the Bid Sheets, and all costs therefore shall be included in the prices named in the Bid Sheets for any work required in the Contract Documents. All work shall be measured and paid at unit (CY, LF, LS, etc.) on bid form.

Unless otherwise noted, the specifications and standard plans of the latest edition of the Green Book shall apply.

B. Contractor shall complete the work covered by this Contract in strict accordance with all Contract Documents as specified herein. Contractor shall be liable to District for any damages arising from Contractor's failure to fully comply with that obligation, and Contractor shall not be excused with respect

to any failure to so comply by any act or omission of District or its representatives, unless such act or omission prevents Contractor from fully complying with the requirements of the Contract Documents, and unless Contractor protests at the time of such alleged prevention that the act or omission is preventing Contractor from fully complying with the Contract Documents. Such protest shall not be effective unless prepared in writing and filed with District within three (3) days from the date of occurrence of the act or omission preventing Contractor from fully complying with the Contract Documents.

Section 2. Contract Documents.

This Contract consists of the following documents, all of which are component parts of this Contract and are incorporated herein as though set forth in full:

Triunfo Water & Sanitation District Bid No. T23-001 (100 pages), including:

- Notice Inviting Bids
- Instructions to Bidders
- Proposal Form
- Bid Form
- Proposal Bid Bond
- Non-Collusion Declaration
- Davis-Bacon and Related Acts Requirements
- Contract No. T23-004
- Emergency Procedures
- Labor & Material [Payment] Bond
- Performance Bond
- Corporate Certificate
- Certificate(s) of Insurance
- Contractor's Certificate of Compliance
- Payment-in-Full Affidavit
- General Provisions
- Special Provisions
- Technical Provisions
- Any Appendices
- Any Addendums
- Plans

Work required by one of the above Contract Documents and not by others shall be performed as if required by all of said documents.

Section 3. Time for Completion.

Contractor's work shall be commenced within ten (10) days after receipt of the Notice to Proceed and as specified therein, and Contractor shall complete all work under this Contract within sixty (60) working days from the date stated in the NTP.

Pursuant to Section 9550 of the California Civil Code, Contractor shall file with the District or the appropriate District officer, a payment bond in a form acceptable to District and in an amount necessary to satisfy the provisions of Section 9554 of the California Civil Code.

Section 5. Contract Price.

District shall pay to Contractor, and Contractor shall accept as full consideration for the faithful performance of the Contract, subject to any additions, deductions or conditions as provided in the Contract Documents, the amount not to exceed Eighty-Nine Thousand and One-Hundred and Thirty-Six Dollars ($89,136.00).

Section 6. Liquidated Damages.

District and Contractor recognize that time is of the essence of this Contract and that the District will suffer financial loss if the work is not completed within the time specified in Section 3 of this Contract and the attached exhibits, plus any extensions thereof allowed herein. They also recognize the delays, expense and difficulties involved in proving the actual loss suffered by District if the work is not completed on time. Accordingly, instead of requiring any such proof, District and Contractor agree that as liquidated damages for delay (but not as a penalty), Contractor shall pay the District the sum of **$1,000 for each day** that expires after the time specified herein until the work is completed.

Section 7. Dispute Resolution

In the event that Contractor and District have a dispute concerning the payment of sums pursuant to their Contract and said sums are Three Hundred and Seventy Five Thousand Dollars ($375,000) or less, the parties agree to be governed by Public Contracts Code Section 20104, et seq. In the event of such dispute, Contractor shall file a written claim with District. If the claim is less than Fifty Thousand Dollars ($50,000), District shall respond in writing within forty-five (45) days or, within thirty (30) days request additional documentation and respond fifteen (15) days after said request. For claims between Fifty Thousand Dollars ($50,000) and less than or equal to Three Hundred and Seventy Five Thousand Dollars ($375,000), District shall respond in writing within sixty (60) days receipt, or may request in writing within thirty (30) days, additional documentation and respond thirty (30) days after said request.

If Contractor disputes District's response, Contractor may, within fifteen (15) days, demand an informal conference to meet and confer, to be scheduled within thirty (30) days. If the conference proves unsuccessful, then Contractor may file a claim under the Government Code and then bring a civil action.

In the event Contractor files a civil action, the mediation provisions set forth in Public Contract Code Section 20104.4 shall apply unless waived by mutual stipulation of District and Contractor or unless District elects to resolve the dispute pursuant to Public Contract Code Section 10240 et seq. If said mediation takes place and does not resolve the matter, the case must be submitted to judicial arbitration.

Section 8. Workers' Compensation.

Contractor shall comply with all provisions of California Labor Code Section 3700 et. Seq. and shall secure the payment of compensation to its employees. Contractor certifies that it is aware of its statutory obligations requiring it to be insured against liability for workers' compensation or to undertake self-insurance in accordance with the provisions of the Labor Code. Contractor agrees and warrants that it will comply with its statutory obligations before commencing the performance of work on this contract.

Section 9. Prevailing Wages.

Contractor shall comply with the provisions of the California Labor Code pertaining to the payment of prevailing per diem wage rates (§1720 et. Seq.). Pursuant to Labor Code §1773.2, a copy of the prevailing per diem wage rates in Ventura County is on file with the District Clerk of the Board. A copy of these rates will be furnished to any interested party upon request. The Contractor shall have copies of the prevailing wage schedule at the work site.

Section 10. Deposit of Securities in Lieu of Retention.

Contractor may deposit securities with the District in lieu of District withholding funds to ensure performance under this Contract. Said deposit, if made, shall be in accordance with California Public Contract Code §22300.

Section 11. Notices.

All notices or other official correspondence relating to contractual matters between the parties hereto shall be made by personal service or by first class mail, postage prepaid, addressed to the parties as follows:

District	Contractor
Triunfo Water & Sanitation District Finance & Administration 370 N. Westlake Blvd., Suite 100 Westlake Village, CA 93162	Insituform Technologies, LLC. 580 Goddard Ave. Chesterfield, MO

Notices delivered personally shall be deemed made and received on the date of service. Notices mailed shall be deemed made and received three (3) calendar days after mailing.

Section 12. California Law.

This Contract shall be interpreted and construed pursuant to the laws of the State of California. Venue for any Superior Court action arising out of this agreement shall be the County of Ventura.

IN WITNESS WHEREOF, the parties have executed this Agreement on the day and year first set forth above.

TRIUNFO WATER & SANITATION DISTRICT

By _____
Jane Nye, Chair
Board of Directors

INSITUFORM TECHNOLOGIES, LLC.

By _____
Burt M. Keating
President

APPROVED AS TO FORM:
ATOZ LAW, LLP

By _____
JOHN MATHEWS
Legal Counsel for District

ATTEST

By _____
FIDELA GARCIA
Clerk of the Board

APPROVED AS TO ADMINISTRATION:

By _____
MARK NORRIS,
General Manager

This page is intentionally blank.

Board of Directors
Jane Nye, Chair
Janna Orkney, Vice Chair
Leon Shapiro, Director
Raymond Tjulander, Director
James Wall, Director

TRIUNFO WATER & SANITATION DISTRICT

Providing Outstanding Service Since 1963

May 22, 2023

Board of Directors
Triunfo Water & Sanitation District
Ventura County, California

PROPERTY INSURANCE COVERAGE

SUMMARY

The current property insurance provider, Hanover Insurance Group, gave notice to the District last February that they will not renew the Property Insurance Policy ending on May 19, 2023.

As a result, beginning in February of this year, staff began working with two (2) insurance brokers, Assured Partners and Alliant in an effort to find another property insurance provider. More than thirty (30) insurance providers were solicited and Joint Powers Risk and Insurance Management Authority (JPRIMA) was the only provider offering to provide property insurance to the District. The limited response from Insurers and the significant increase in cost over prior year's coverage is the result of the recent fires. Ventura County is rated as one of the three (3) highest risk areas in California. As a note, JPRIMA is also the current property insurance provider for both Las Virgenes and the Las Virgenes-Triunfo JPA.

To avoid having a lapse in property insurance coverage for the District, on May 18, 2023, the General Manager authorized moving forward in securing property insurance coverage with JPRIMA. The cost of the coverage for the period of 5/19/2023 to 4/1/2024 is $259,522.

FISCAL IMPACT

The $200,000 increase in cost for the policy insurance coverage was not included in the Adopted FY2022-23 Budget and will require a budget adjustment.

If you have any questions, please call me at (805) 658-4649 or via email at vickiedragan@triunfowsd.com.

Recommendation:

It is recommended that the Board:

1. Ratify staff decision to move forward with securing the District's property insurance with JPRIMA; and

2. Approve the Director of Finance to increase the FY2022-2023 Adopted Budget in the amount of $200,000.

VICKIE DRAGAN, DIRECTOR OF FINANCE

REVIEWED AND APPROVED: _____
Mark Norris, General Manager

TRIUNFO WATER & SANITATION DISTRICT
DISBURSEMENTS
4/1/23-4/30/23

CHECK #	CHECK AMT	CHECK DATE	VENDOR NAME
	DIST AMT		DESCRIPTION
10801	$197.42	4/5/2023	AT&T
	$24.95		MAR 23 - 63 BUCKSKIN RD LD
	$99.97		MAR 23 - MASTER BILL
	$72.50		MAR 23 - OAK CANYON PROJECT HL
10802	$260.62	4/5/2023	FAMCON PIPE & SUPPLY INC.
			MATERIALS & SUPPLIES - OAK PARK
10803	$166.74	4/5/2023	FIDELA GARCIA
			MILEAGE & NOTARY APPLICATION FEE
10804	$245.00	4/5/2023	FGL ENVIRONMENTAL
			OAK PARK DBP MONITORING - LAB ANALYSIS
10805	$83.78	4/5/2023	COUNTY OF VENTURA
	$29.77		2/14-3/14 - WW LIFT STATION 3
	$24.24		2/14-3/14 - 62 BUCKSKIN RD
	$29.77		2/14-3/14 - WW LIFT STATION 3A
10806	$150.35	4/5/2023	FP MAILING SOLUTIONS
			POSTAGE MACHINE RENTAL
10807	$85,461.65	4/5/2023	CITY OF LOS ANGELES
			SEWERAGE FACILITIES CHARGE
10808	$8,924.00	4/5/2023	MOLYNEUX CONSTRUCTION, INC.
			NEW STORAGE ROOM CONSTRUCTION
10809	$25.00	4/5/2023	VCSDA
			REGISTRATION FEE - JANNA ORKNEY
10810	$337.82	4/5/2023	WM CORPORATE SERVICES, INC.
			MAR 23 & APR 23 - WASTE MANAGEMENT SERVICES
10811	$1,159.17	4/5/2023	AMS PAVING INC.
			REFUND WATER CUSTOMER CREDIT BALANCE
10812	$579.98	4/5/2023	MARY KRAMER
			REFUND WATER CUSTOMER CREDIT BALANCE

TRIUNFO WATER & SANITATION DISTRICT			
DISBURSEMENTS			
4/1/23-4/30/23			
CHECK #	**CHECK AMT**	**CHECK DATE**	**VENDOR NAME**
	DIST AMT		**DESCRIPTION**
10813	$362.20	4/6/2023	AT&T
	$106.10		APR 23 - UVERSE TWSD PW OPS
	$176.55		APR 23 - SCADA NETWORK
	$79.55		APR 23 - BELL CANYON INTERNET
10814	$3,300.00	4/6/2023	DOERSCHEL & ASSOCIATES, LLC
			BOARD ROOM A/V TECH UPGRADES
10815	$740.00	4/6/2023	FGL ENVIRONMENTAL
			OAK PARK DBP MONITORING - LAB ANALYSIS
10816	$100.00	4/6/2023	FISERV, INC.
			MAR 23 - SERVICE FEES
10817	$100.89	4/6/2023	READY REFRESH
			MAR 23 - DRINKING WATER FOR WLV OFFICE
10818	$3,477.48	4/6/2023	STATE COMPENSATION INSURANCE FUND
			4/1/23-5/1/23 - PREMIUM CHARGE
10819	$6.19	4/6/2023	CARMEN A ARBALLO
			REFUND WATER CUSTOMER CREDIT BALANCE
10820	$71.22	4/6/2023	JANNAZ LP
			REFUND WATER CUSTOMER CREDIT BALANCE
10821	$1,356.46	4/20/2023	AT&T MOBILITY
			MAR 23 - WIRELESS SERVICE
10822	$250.00	4/20/2023	ASSOCIATION OF WATER AGENCIES OF VENTURA COUNTY
			2023 AWA-VC WATER SYMPOSIUM - J. ORKNEY
10823	$66.00	4/20/2023	FGL ENVIRONMENTAL
			OAK PARK DBP MONITORING - LAB ANALYSIS
10824	$84.67	4/20/2023	USA BLUEBOOK
			MATERIALS & SUPPLIES
10825	$292.94	4/20/2023	W.W. GRAINGER, INC.
			MATERIALS & SUPPLIES - OAK PARK
10826	$51.65	4/20/2023	AMELIA TAVARES
			REFUND WATER CUSTOMER CREDIT BALANCE

TRIUNFO WATER & SANITATION DISTRICT			
DISBURSEMENTS			
4/1/23-4/30/23			
CHECK #	**CHECK AMT**	**CHECK DATE**	**VENDOR NAME**
	DIST AMT		**DESCRIPTION**
10827	$40.92	4/20/2023	ARUL SELVAN ARULNATHAN
			REFUND WATER CUSTOMER CREDIT BALANCE
10828	$67.97	4/20/2023	LESLIE DEVLIN
			REFUND WATER CUSTOMER CREDIT BALANCE
10829	$183.65	4/27/2023	AT&T
	$23.41		APR 23 - 63 BUCKSKIN RD LD
	$94.44		APR 23 - MASTER BILL
	$65.80		APR 23 - OAK CANYON PROJECT HL
10830	$95.00	4/27/2023	ARIK BAHAROUZI
			REIMBURSE - CWEA CERTIFICATE
10831	$21.47	4/27/2023	FAMCON PIPE & SUPPLY INC.
			MATERIALS & SUPPLIES - OAK PARK
10832	$153.00	4/27/2023	FGL ENVIRONMENTAL
			OAK PARK DBP MONITORING - LAB ANALYSIS
10833	$86.35	4/27/2023	MCI
			MAR 23 - 800# FOR TWSD CUSTOMERS
10834	$49.04	4/27/2023	TIMOTHY DOYLE
			REIMBURSE - HOME DEPOT HARDWARE SUPPIES
10835	$234.69	4/27/2023	VENTURA COUNTY STAR
			3/10/23 - PUBLIC NOTICE
10836	$1,000.00	4/27/2023	MICHAEL BROWN
			PROJECT COMPLETION DEPOSIT REFUND
ACH TXF	$311.32	4/4/2023	INTERNAL REVENUE SERVICE
			FED TAX, MEDICARE, & SS - BOARD
ACH TXF	$19.54	4/4/2023	STATE OF CALIFORNIA
			STATE INCOME TAX - Q1 - BOARD
ACH TXF	$1,007.42	4/6/2023	PAYCHEX
			ADMINISTRATION FEES
ACH TXF	$32,444.50	4/7/2023	PAYCHEX
			PAYROLL TAXES

TRIUNFO WATER & SANITATION DISTRICT
DISBURSEMENTS
4/1/23-4/30/23

CHECK #	CHECK AMT	CHECK DATE	VENDOR NAME
	DIST AMT		DESCRIPTION
ACH TXF	$500.00	4/10/2023	FP MAILING SOLUTIONS
			PREPAID POSTAGE
ACH TXF	$13,373.29	4/11/2023	LINCOLN FINANCIAL GROUP
			401A PLAN
ACH TXF	$6,415.00	4/11/2023	LINCOLN FINANCIAL GROUP
			457B PLAN
ACH TXF	$687.43	4/14/2023	EMPLOYMENT DEVELOPMENT DEPARTMENT
			2022 Q4 PENALTIES & INTEREST
ACH TXF	$558.57	4/14/2023	US BANK ACCOUNT ANALYSIS & BILLING
			MAR 23 - ANALYSIS SERVICE CHARGE
ACH TXF	$5,974.49	4/20/2023	PAYMENTUS
			MAR 23 - ON-LINE PAYMENT PROCESSING FEES
ACH TXF	$1,007.42	4/20/2023	PAYCHEX
			ADMINISTRATION FEES
ACH TXF	$15,376.40	4/21/2023	CALIFORNIACHOICE
			MAY 23 - MEDICAL BENEFITS
ACH TXF	$32,840.38	4/21/2023	PAYCHEX
			PAYROLL TAXES
ACH TXF	$13,425.90	4/26/2023	LINCOLN FINANCIAL GROUP
			401A PLAN
ACH TXF	$6,415.00	4/26/2023	LINCOLN FINANCIAL GROUP
			457B PLAN
ACH TXF	$4,522.00	4/28/2023	EMPLOYMENT DEVELOPMENT DEPARTMENT
			2023 - QUARTER 1 TAXES
EFT00000000000001450	$97.60	4/4/2023	AUTOMATION DIRECT
			MATERIALS & SUPPLIES
EFT00000000000001451	$1,195.22	4/4/2023	JANNA ORKNEY
			REIMBURSE- ACWA TOUR SALTON SEA & 3RD QTR MILEAGE

TRIUNFO WATER & SANITATION DISTRICT			
DISBURSEMENTS			
4/1/23-4/30/23			
CHECK #	**CHECK AMT**	**CHECK DATE**	**VENDOR NAME**
	DIST AMT		**DESCRIPTION**
EFT00000000000001452	$521,014.34	4/4/2023	LAS VIRGENES MUNICIPAL WATER DISTRICT
	$504,620.50		JAN 23 - JPA
	$16,393.84		JAN 23 - RW
EFT00000000000001453	$93.00	4/4/2023	PAPER RECYCLING & SHREDDING SPECIALISTS, INC
			ON-SITE SHREDDING 3/16/23
EFT00000000000001454	$13,570.85	4/4/2023	SAM HILL & SONS, INC.
			REPAIR - 508 MYRTLE CT
EFT00000000000001455	$19.00	4/4/2023	RAYMOND TJULANDER
			FY 23 3RD QTR MILEAGE
EFT00000000000001456	$1,734.41	4/4/2023	WEX BANK
			GAS CARDS - FUEL PURCHASES
EFT00000000000001457	$77.76	4/7/2023	ACCESS INFORMATION MANAGEMENT CORPORATION
			APR 23 - MONTHLY STORAGE FEE
EFT00000000000001458	$45,095.54	4/7/2023	BKM OFFICE ENVIRONMENTS
			WESTLAKE OFFICE FURNISHINGS
EFT00000000000001459	$7,140.00	4/7/2023	CENTRALSQUARE CANADA SOFTWARE INC.
			MAINTENANCE 4/14/23 - 4/13/24
EFT00000000000001460	$77.58	4/7/2023	CINTAS CORP
			EMPLOYEE UNIFORMS/SUPPLIES
EFT00000000000001461	$455.00	4/7/2023	DEBRA WEST
			MAR 23 - CONSULTING SERVICES
EFT00000000000001462	$1,400.00	4/7/2023	FTI SERVICES
			APR 23 - NETCARE PRIORITY
EFT00000000000001463	$451.21	4/7/2023	COPIER HEADQUARTERS, INC
			APR 23 - BASE/OVERAGE RATES
EFT00000000000001464	$40.61	4/7/2023	JAMES WALL
			FY23 - 3RD QUARTER MILEAGE
EFT00000000000001465	$4,543.64	4/7/2023	MAIL MANAGER,INC.
	$2,379.71		MAR 23 - PRINTING & MAILING
	$2,163.93		SPECIAL MAILER - YEAR END REVIEW

TRIUNFO WATER & SANITATION DISTRICT
DISBURSEMENTS
4/1/23-4/30/23

CHECK #	CHECK AMT	CHECK DATE	VENDOR NAME
	DIST AMT		DESCRIPTION
EFT00000000000001466	$564.73	4/7/2023	MCMASTER-CARR
			MATERIALS & SUPPLIES
EFT00000000000001467	$81.75	4/7/2023	UNDERGROUND SVC ALERT OF S. CAL
			MAR 23 - DATABASE MAINTENANCE FEE
EFT00000000000001468	$1,786.29	4/20/2023	AQUA METRIC SALES COMPANY
			MATERIALS & SUPPLIES
EFT00000000000001469	$452.00	4/20/2023	BRANDON ROTH
	$250.00		REIMBURSE - ADVANCED WATER TREATMENT CERTIFICATE
	$202.00		REIMBURSE - CWEA MEMBERSHIP DUES
EFT00000000000001470	$155.16	4/20/2023	CINTAS CORP
			EMPLOYEE UNIFORMS/SUPPLIES
EFT00000000000001471	$549.68	4/20/2023	FRONTIER COMMUNICATIONS
	$199.51		APR 23 - 56K NETWORK SCADA OP
	$55.36		APR 23 - 654 LAKE SHERWOOD DR
	$114.99		APR 23 - BUSINESS FIBER INTERNET
	$56.61		APR 23 - LAKE SHERWOOD STAFFORD
	$60.38		APR 23 - N RANCH PUMP STATION
	$62.83		APR 23 - THOUSAND OAKS TELE/MAINT
EFT00000000000001472	$209.14	4/20/2023	INTERNATIONAL PRINTING & TYPESETTING, INC
			BOARD MEETING SIGNS
EFT00000000000001473	$564,196.44	4/20/2023	LAS VIRGENES MUNICIPAL WATER DISTRICT
	$535,003.47		FEB 23 - JPA
	$29,192.97		FEB 23 - RW
EFT00000000000001474	$505.05	4/20/2023	MCMASTER-CARR
			MATERIALS & SUPPLIES
EFT00000000000001475	$1,340.00	4/20/2023	PHOENIX CIVIL ENGINEERING, INC
			TWSD BELL CANYON SEWER MAINLINE
EFT00000000000001476	$10,903.49	4/20/2023	SOUTHERN CALIFORNIA EDISON
			MAR 23 - MASTER BILL
EFT00000000000001477	$2,857.36	4/20/2023	SDRMA
			MAY 23 - ANCILLARY HEALTH INS

TRIUNFO WATER & SANITATION DISTRICT
DISBURSEMENTS
4/1/23-4/30/23

CHECK #	CHECK AMT	CHECK DATE	VENDOR NAME
	DIST AMT		DESCRIPTION
EFT00000000000001478	$2,383.75	4/20/2023	SEARLE CREATIVE GROUP LLC
			MAR 23 - PUBLIC OUTREACH SERVICE
EFT00000000000001479	$600.00	4/20/2023	STEPHEN'S VIDEO & PHOTOGRAPHY
			MAR 23 - VIDEO MEETINGS
EFT00000000000001480	$36,335.41	4/20/2023	VENTURA REGIONAL SANITATION DISTRICT
			VRSD CONTRACT SVCS - MAR 23
EFT00000000000001481	$171,816.74	4/27/2023	CALLEGUAS MUNICIPAL WATER DISTRICT
			MAR 23 - POTABLE WATER
EFT00000000000001482	$77.58	4/27/2023	CINTAS CORP
			EMPLOYEE UNIFORMS/SUPPLIES
EFT00000000000001483	$283.00	4/27/2023	DIAL SECURITY
			MAY 23 - MONTHLY MONITORING
EFT00000000000001484	$134.11	4/27/2023	MCMASTER-CARR
			MATERIALS & SUPPLIES
EFT00000000000001485	$114.00	4/27/2023	PAPER RECYCLING & SHREDDING SPECIALISTS, INC
			ON-SITE SHREDDING 4/13/23
EFT00000000000001486	$93.60	4/27/2023	DAVID RYDMAN
			REIMBURSE - FUEL/CAR WASH
EFT00000000000001487	$15,754.00	4/27/2023	WESTLAKE OFFICE PARK/DOLPHIN PTRS AGENT
			MAY 23 - OFFICE RENT
EFT00000000000001488	$1,483.08	4/27/2023	WEX BANK
			GAS CARDS - FUEL PURCHASES
TOTAL	**$1,654,344.10**		

TRIUNFO WATER & SANITATION DISTRICT
VOIDED PAYMENT REPORT
4/1/23-4/30/23

10800	$0.00	4/5/2023	VOID CHECK - ACCURATE MEASUREMENT SYSTEMS, INC
			WRONG VENDOR - S/B ACCURATE FIRST AID SUPPLIES
			REISSUED ON 5/4/2023

Invoice

DEBRA WEST

30463 KINGS VALLEY DRIVE
CONIFER, COLORADO 80433

P.O. # 128

DATE	INVOICE #
4/1/2023	3922

APPROVED FOR PAYMENT

FUND	DEPT	EXPENSE	AMOUNT
45	210	52080	
ACCOUNTING		AP	OPS/ADMIN
JE 4/4/23		A.S.	

AUTHORIZATION FOR PAYMENT

V. Drago

BILL TO

Triunfo Water & Sanitation District
370 N Westlake Blvd. Suite 100
Westlake Village, CA 91362

DESCRIPTION	HOURS	AMOUNT
Provide training, support, and assistance on sewer related customer service, recordkeeping, and accounting. Tasks worked on during the month of March 2023 include: Re-establish remote access to TWSD working with FTI and providing assistance as requested by Yag and management to include updating GP per County file	7	455.00

Total $455.00

VENTURA REGIONAL SANITATION DISTRICT
4105 WEST GONZALES ROAD, OXNARD, CA 93036-2748
A Public Waste Management Agency

Water & Wastewater Monthly Report

Triunfo Water & Sanitation District

For the month of: March 2023

The billing period for this invoice is March 1 through March 31, 2023 for labor and equipment. This report is arranged in the order of the invoice: Collection System, General Administration, Potable Water System.

124100 – CENTRAL ADMINISTRATION

- Questions about costs billed to this project should be directed to the Director of Finance.

221201 – WASTEWATER – COLLECTION SYSTEM MAINTENANCE

- Staff did line cleaning and CCTV throughout TWSD collection system.
- CA Water charge

221301- WASTEWATER OPERATIONS

- Verizon Wireless Charge

221302- BELL CANYON OPERATIONS

- Equipment usage for Bell Canyon sampling.

222202 – POTABLE WATER – MAINTENANCE – SCADA/ELECTRICAL

- Verizon Wireless Charge

222300 – POTABLE WATER - OPERATIONS

- Verizon Wireless Charge

222307 – PW OPERATIONS – METER READINGS

- Verizon Wireless Charge

223300 – RW OPERATIONS

- Verizon Wireless Charge

If you have other questions or concerns, please contact me at (805) 658-4648.

RICHARD JONES – DIRECTOR OF OPERATIONS

Ventura Regional Sanitation District
4105 Gonzales Road
Oxnard CA 93036-2748
(805) 658-4656
billing-ar@vrsd.com

INVOICE DATE
3/31/2023

This invoice is due upon receipt

INVOICE - SUMMARY

Triunfo Sanitation District
370 N Westlake Blvd, Suite 100
Westlake Village, CA 91362

Customer Number	1018

Invoice #	Project Name	Fee Code	Extended Total
221201-03/31/23	TWSD - WW MAINT COL SYSTEM	1 - Labor	24,652.00
221201-03/31/23	TWSD - WW MAINT COL SYSTEM	2 - Equipment	9,040.80
221201-03/31/23	TWSD - WW MAINT COL SYSTEM	3 - Mat&Supp	351.39
221201-03/31/23 Total			**34,044.19**
221301-03/31/23	TWSD - WW OPERATIONS	3 - Mat&Supp	1,131.76
221301-03/31/23 Total			**1,131.76**
221302-03/31/23	TWSD - WW BELL CYN OPERATIONS	2 - Equipment	92.00
221302-03/31/23 Total			**92.00**
222202-03/31/23	TWSD - PW-MAINT SCADA/ELECTRIC	3 - Mat&Supp	138.02
222202-03/31/23 Total			**138.02**
222300-03/31/23	TWSD - PW OPERATIONS	3 - Mat&Supp	230.02
222300-03/31/23 Total			**230.02**
222307-03/31/23	TWSD - PW-OPER-METER READINGS	3 - Mat&Supp	230.04
222307-03/31/23 Total			**230.04**
223300-03/31/23	TWSD - RW OPERATIONS	3 - Mat&Supp	469.38
223300-03/31/23 Total			**469.38**
Grand Total			**$36,335.41**

APPROVED FOR PAYMENT

FUND	DEPT	EXPENSE	AMOUNT
ACCOUNTING		AP	OPS/ADMIN

4/12/23

AUTHORIZATION FOR PAYMENT

This page is intentionally blank.

Board of Directors
Jane Nye, Chair
Janna Orkney, Vice Chair
Raymond Tjulander, Director
James Wall, Director
Leon Shapiro, Director

Providing Outstanding Service Since 1963

May 22, 2023

Board of Directors
Triunfo Water & Sanitation District
Ventura County, California

INVESTMENT REPORT – APRIL 2023

Summary

The attached report shows cash and investment holdings of the District on April 30, 2023. The District's policy is that the report be provided within 30 days of the close of the month. The balance of the portfolio, at cost, was $32,243,575 on April 30, a $4,961,891 increase compared to the prior month. This net increase is mainly due to the tax apportionment received in April from the County of Ventura for sewer service fees. Interest earnings of $84,135 for the month were accrued and the fiscal year to date at $464,909.

The Treasurer manages all District investments. All District investment holdings are in compliance with the investment policy approved by the Board of Directors in January 2023. The investments of the District provide sufficient cash flow liquidity to meet the next six month's estimated expenses.

If you have any questions or need additional information, please contact me at (805) 658-4649 or via email at VickieDragan@TriunfoWSD.com.

Fiscal Impact

None.

Recommendation

Receive and file.

Vickie Dragan
VICKIE DRAGAN – DIRECTOR OF FINANCE

REVIEWED AND APPROVED: _____
Mark Norris – General Manager

Attachment: April 2023 Investment Report

This page is intentionally blank.

TRIUNFO SANITATION DISTRICT
INVESTMENT REPORT
FOR THE MONTH ENDED APRIL 30, 2023

Distribution of Funds at Cost

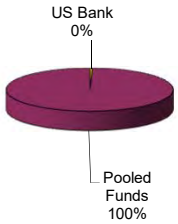

SUMMARY	Value at Cost: Balance 03/31/23	Change in Value	Balance 04/30/23	Interest Earned**: Apr-23	Fiscal Year-to-Date
A. US Bank	$ 295,788	$ (152,905)	$ 142,883	$ -	$ -
B. Pooled Funds	26,985,897	5,114,796	32,100,692	84,135	464,909
	$ 27,281,685	$ 4,961,891	$ 32,243,575	$ 84,135	$ 464,909

A. US BANK	Balance 03/31/23	Net Deposits/ (Withdrawals)	Interest Received	Balance 04/30/23	Yield	Market Value
US Bank Checking Account	295,788.10	$ (152,905.16)		142,882.94	0.75%	142,882.94
	295,788.10	(152,905.16)	-	142,882.94		142,882.94

B. POOLED FUNDS	Balance 03/31/23	Net Deposits/ (Withdrawals)	Interest Received	Balance 04/30/23	Yield*	Market Value*
Local Agency Investment Fund	25,804,676.86	4,930,000.00	180,902.09	30,915,578.95	2.870%	30,915,578.95
Ventura County Pool	1,181,219.65		3,893.80	1,185,113.45	3.600%	1,185,113.45
	$ 26,985,896.51	$ 4,930,000.00	$ 184,795.89	$ 32,100,692.40		$ 32,100,692.40
TOTAL				$ 32,243,575.34		$ 32,243,575.34

INTEREST EARNED ON A MONTHLY BASIS	Jul-Dec	Jan	Feb	Mar	Apr	May	Jun
	$201,440	$ 54,790	$ 60,610	$ 63,934	$ 84,135	$ -	$ -

* Published rate does not represent net yield rate earned on District investment.
** Estimated for current reporting month.

This page is intentionally blank.

TRIUNFO WATER & SANITATION DISTRICT

April 30, 2023

83.3%

REVENUE AND EXPENSE REPORT

Revenue:	**Adjusted Budget**	**Curent Period**	**Fiscal Year to Date**	**Unrealized Revenue**	**% Realized**
Sanitation Fees	$ 14,645,488	$ 1,170,262	$ 12,176,161	$ 2,469,328	83.1%
Connection Fees Triunfo	84,300	-	101,373	(17,073)	120.3%
Recycled Water	3,173,244	82,750	1,873,552	1,299,692	59.0%
Potable Water	4,863,001	290,011	4,049,672	813,329	83.3%
Water Meter Services	2,525,973	215,669	2,158,677	367,296	85.5%
Interest Income	49,600	86,263	513,838	(464,238)	1036.0%
Revenue - Violations	-	-	24,128	(24,128)	-
Other Services & Fees	378,517	10,636	333,664	44,852	88.2%
Total Revenue	$ 25,720,123	$ 1,855,591	$ 21,231,066	$ 4,489,058	82.5%

Expenses:	**Adjusted Budget**	**Curent Period**	**Fiscal Year to Date**	**Available Budget**	**% Committed**
Wastewater Treatment	$ 6,564,000	$ 547,000	$ 4,624,774	1,939,226	70.5%
Potable Water Purch.	2,387,975	234,121	2,243,225	144,750	93.9%
Recycled Water Purch.	848,157	33,894	566,425	281,732	66.8%
VRSD Contract Services	950,000	61,409	497,387	452,613	52.4%
Professional Services	1,608,556	24,769	353,876	1,254,680	22.0%
Depreciation/Amortization	1,408,510	136,792	1,322,261	86,249	93.9%
Overhead cost allocation	-	-	-	-	-
Joint Venture spending	-	-	-	-	-
Debt service	337,446	51,920	236,321	101,125	70.0%
Permits, fees, & other	296,648	141,453	427,717	(131,069)	144.2%
Employee salaries & benefits	2,884,985	247,243	2,427,777	457,208	84.2%
Board member fees	66,335	2,133	30,395	35,940	45.8%
General & Administrative	1,705,903	61,685	768,187	937,716	45.0%
Outside Contractor Services	-	-	-	-	-
Total Expenses	$ 19,058,514	$ 1,542,418	$ 13,498,345	$ 5,560,169	70.8%
Net Income/(Loss) before Capital	$ 6,661,609	$ 313,173	$ 7,732,720	$ (1,071,112)	116.1%
Capital Outlays	(6,335,171)	(1,340)	(110,981)	(6,224,189)	1.8%
Reverse Depreciation Exp	1,408,510	136,792	1,322,261	86,249	93.9%
Less: Principal Payments	(1,373,000)	(319,000)	(1,373,000)	-	100.0%
Increase/(Decrease) to Reserves	$ 361,948	$ 129,625	$ 7,571,000	$ (7,209,052)	2091.7%

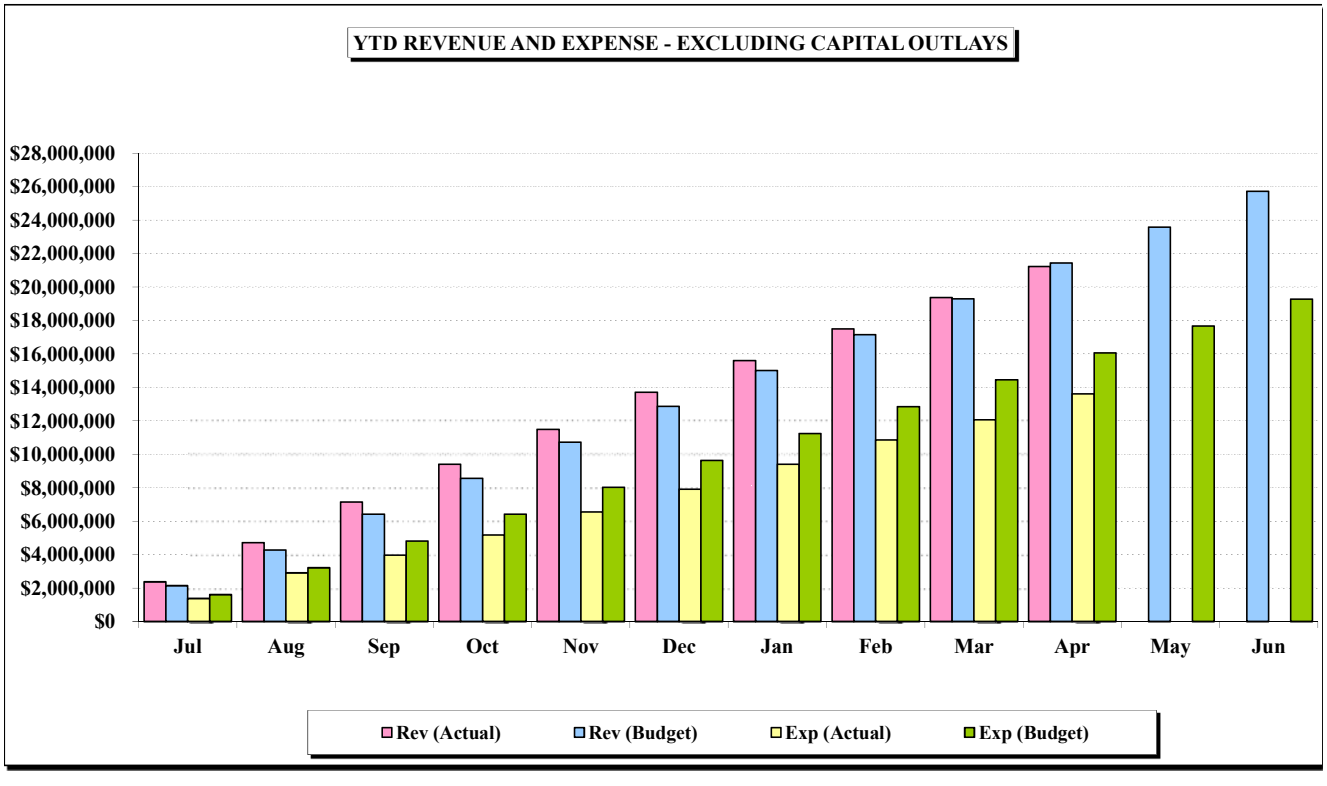

TRIUNFO WATER & SANITATION DISTRICT

April 30, 2023

83.3%

REVENUE AND EXPENSE REPORT - CAPITAL OUTLAYS

Revenue:	**Adjusted Budget**	**Curent Period**	**Fiscal Year to Date**	**Unrealized Revenue**	**% Realized**
Sanitation Fees	$ -	$ -	$ -	$ -	-
Connection Fees Triunfo	-	-	-	-	-
Recycled Water	-	-	-	-	-
Potable Water	-	-	-	-	-
Water Meter Services	-	-	-	-	-
Interest Income	-	-	-	-	-
Revenue - Violations	-	-	-	-	-
Other Services & Fees	-	-	-	-	-
Total Revenue	$ -	$ -	$ -	$ -	-

Expenses:	**Adjusted Budget**	**Curent Period**	**Fiscal Year to Date**	**Available Budget**	**% Committed**
Wastewater Treatment	$ -	$ -	$ -	$ -	-
Potable Water Purch.	-	-	-	-	-
Recycled Water Purch.	-	-	-	-	-
VRSD Contract Services	-	-	-	-	-
Professional Services	-	-	46,689	(46,689)	-
Depreciation/Amortization	-	-	-	-	-
Overhead cost allocation	-	-	-	-	-
Joint Venture spending	3,918,576	-	-	3,918,576	0.0%
Debt service	-	-	-	-	-
Permits, fees, & other	-	-	-	-	-
Employee salaries & benefits	-	-	-	-	-
Board member fees	-	-	-	-	-
General & Administrative	50,000	-	5,181	44,819	10.4%
Outside Contractor Services	2,366,595	1,340	59,111	2,307,483	2.5%
Total Expenses	$ 6,335,171	$ 1,340	$ 110,981	$ 6,224,189	1.8%
Increase/(Decrease) to Reserves	$ (6,335,171)	$ (1,340)	$ (110,981)	$ (6,224,189)	1.8%

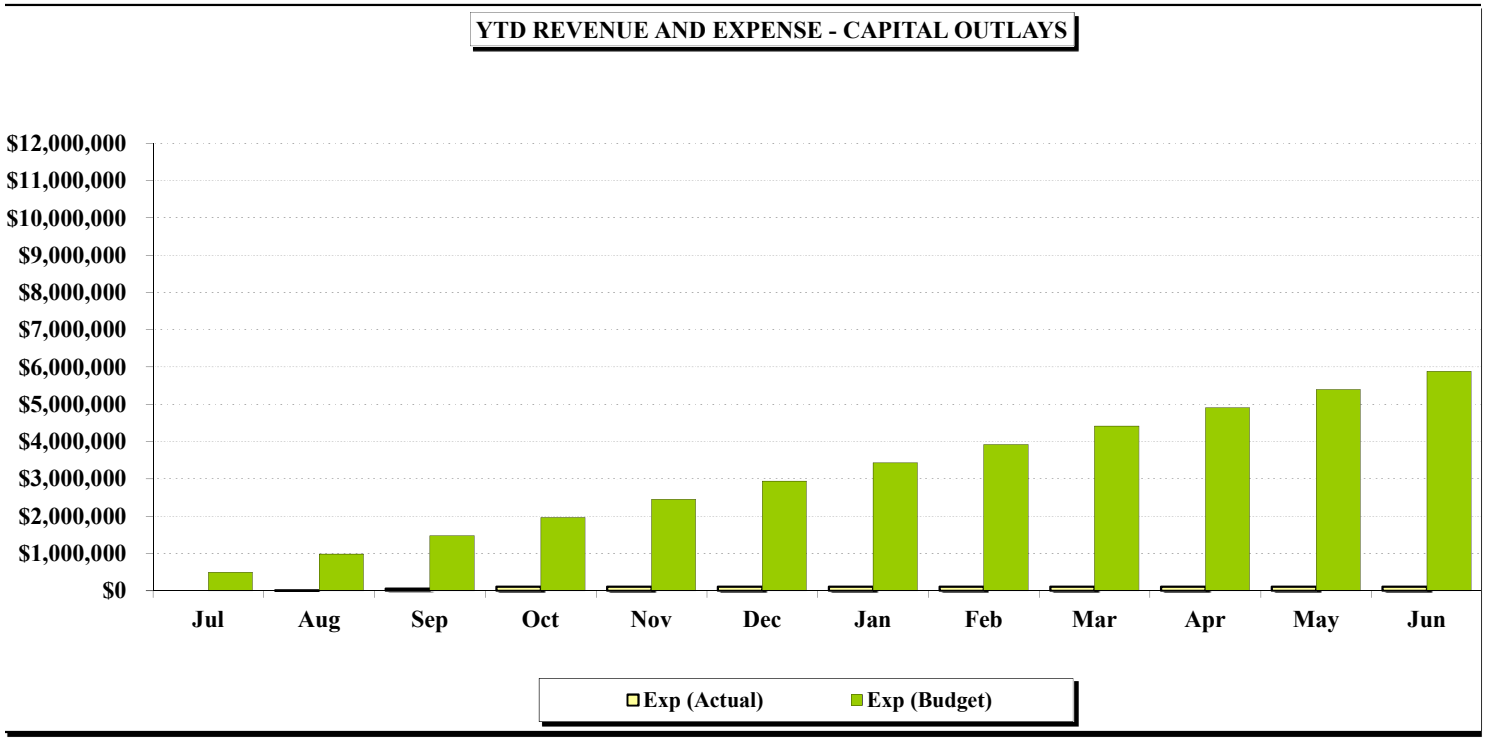

TRIUNFO WATER & SANITATION DISTRICT

April 30, 2023

83.3%

REVENUE AND EXPENSE REPORT - CENTRAL ADMINISTRATION

Revenue:	**Adjusted Budget**	**Curent Period**	**Fiscal Year to Date**	**Unrealized Revenue**	**% Realized**
Sanitation Fees	$ -	$ -	$ -	$ -	-
Connection Fees Triunfo	-	-	-	-	-
Recycled Water	-	-	-	-	-
Potable Water	-	-	-	-	-
Water Meter Services	-	-	-	-	-
Interest Income	-	-	-	-	-
Revenue - Violations	-	-	-	-	-
Other Services & Fees	-	-	-	-	-
Total Revenue	$ -	$ -	$ -	$ -	-

Expenses:	**Adjusted Budget**	**Curent Period**	**Fiscal Year to Date**	**Available Budget**	**% Committed**
Wastewater Treatment	$ -	$ -	$ -	$ -	-
Potable Water Purch.	-	-	-	-	-
Recycled Water Purch.	-	-	-	-	-
VRSD Contract Services	-	-	-	-	-
Professional Services	248,282	17,191	187,134	61,148	75.4%
Depreciation/Amortization	-	14,655	117,243	(117,243)	-
Overhead cost allocation	(2,681,085)	(223,424)	(2,300,252)	(380,832)	85.8%
Joint Venture spending	-	-	-	-	-
Debt service	-	-	-	-	-
Permits, fees, & other	14,448	687	16,142	(1,694)	111.7%
Employee salaries & benefits	1,839,844	163,767	1,577,014	262,830	85.7%
Board member fees	51,404	2,133	30,214	21,190	58.8%
General & Administrative	300,207	15,046	246,502	53,704	82.1%
Outside Contractor Services	-	-	-	-	-
Total Expenses	$ (226,900)	$ (9,943)	$ (126,002)	$ (100,898)	0.0%
Net Income/(Loss) before Capital	$ 226,900	$ 9,943	$ 126,002	$ 100,898	0.0%
Capital Outlays	(451,862)	-	(5,181)	(446,681)	1.1%
Reverse Depreciation Exp	-	14,655	117,243	(117,243)	-
Less: Principal Payments				-	-
Increase/(Decrease) to Reserves	$ (224,962)	$ 24,598	$ 238,065	$ (463,027)	0.0%

TRIUNFO WATER & SANITATION DISTRICT

April 30, 2023

83.3%

REVENUE AND EXPENSE REPORT - WASTEWATER

Revenue:	**Adjusted Budget**	**Curent Period**	**Fiscal Year to Date**	**Unrealized Revenue**	**% Realized**
Sanitation Fees	$ 14,645,488	$ 1,170,262	$ 12,176,161	$ 2,469,328	83.1%
Connection Fees Triunfo	84,300	-	101,373	(17,073)	120.3%
Recycled Water	-	-	-	-	-
Potable Water	-	-	-	-	-
Water Meter Services	-	-	-	-	-
Interest Income	49,600	82,979	457,134	(407,534)	921.6%
Revenue - Violations	-	-	-	-	-
Other Services & Fees	58,225	600	81,812	(23,587)	140.5%
Total Revenue	$ 14,837,613	$ 1,253,841	$ 12,816,480	$ 2,021,133	86.4%

Expenses:	**Adjusted Budget**	**Curent Period**	**Fiscal Year to Date**	**Available Budget**	**% Committed**
Wastewater Treatment	$ 6,564,000	$ 547,000	$ 4,624,774	$ 1,939,226	70.5%
Potable Water Purch.	-	-	-	-	-
Recycled Water Purch.	-	-	-	-	-
VRSD Contract Services	736,907	34,389	426,038	310,869	57.8%
Professional Services	562,109	686	40,381	521,727	7.2%
Depreciation/Amortization	328,089	29,906	290,254	37,834	88.5%
Overhead cost allocation	1,510,409	125,867	1,220,886	289,524	80.8%
Joint Venture spending	-	-	-	-	-
Debt service	-	-	-	-	-
Permits, fees, & other	165,200	134,791	298,354	(133,154)	180.6%
Employee salaries & benefits	418,057	37,625	349,360	68,696	83.6%
Board member fees	12,798	-	166	12,632	1.3%
General & Administrative	592,700	26,671	177,308	415,392	29.9%
Outside Contractor Services	-	-	-	-	-
Total Expenses	$ 10,890,268	$ 936,935	$ 7,427,522	$ 3,462,746	68.2%
Net Income/(Loss) before Capital	$ 3,947,345	$ 316,906	$ 5,388,958	$ (1,441,613)	136.5%
Capital Outlays	(5,761,125)	(1,340)	(105,800)	(5,655,325)	1.8%
Reverse Depreciation Exp	328,089	29,906	290,254	37,834	88.5%
Less: Principal Payments				-	-
Increase/(Decrease) to Reserves	$ (1,485,692)	$ 345,472	$ 5,573,412	$ (7,059,104)	-375.1%

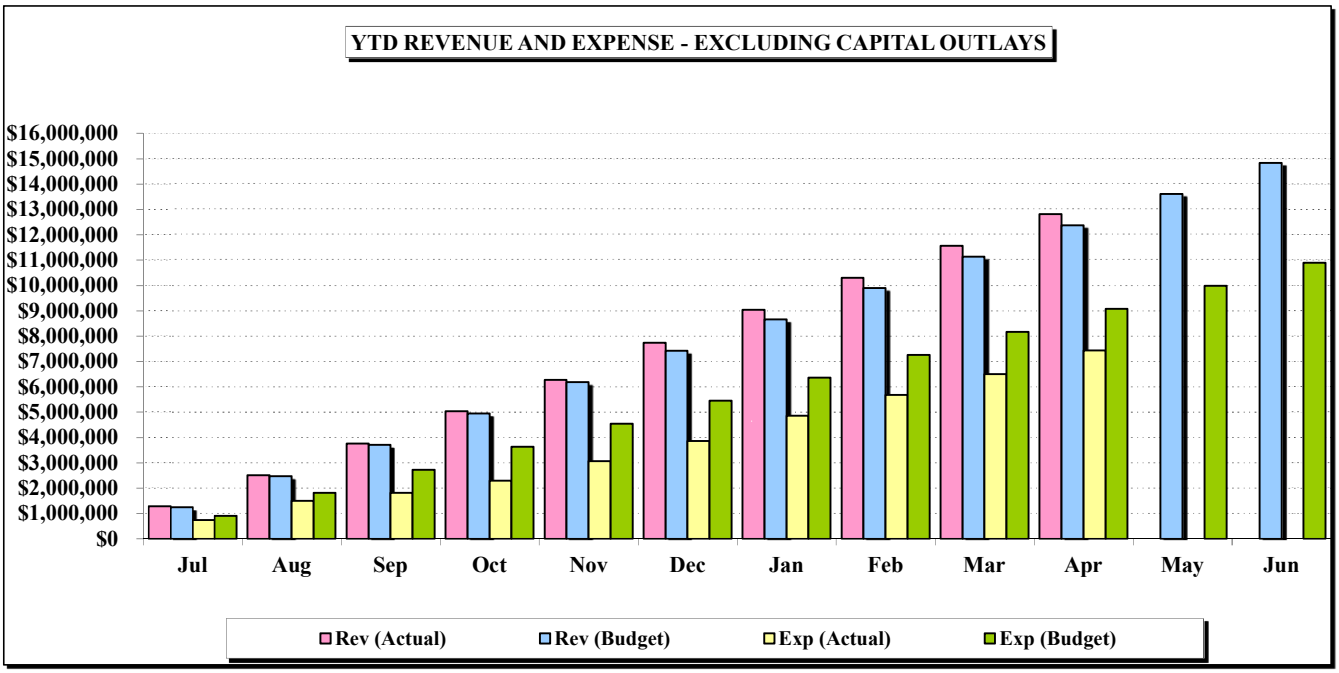

TRIUNFO WATER & SANITATION DISTRICT

April 30, 2023

83.3%

REVENUE AND EXPENSE REPORT - POTABLE WATER

Revenue:	**Adjusted Budget**	**Curent Period**	**Fiscal Year to Date**	**Unrealized Revenue**	**% Realized**
Sanitation Fees	$ -	$ -	$ -	$ -	-
Connection Fees Triunfo	-	-	-	-	-
Recycled Water	-	-	-	-	-
Potable Water	4,863,001	290,011	4,049,672	813,329	83.3%
Water Meter Services	2,307,226	193,523	1,937,213	370,013	84.0%
Interest Income	-	3,284	56,704	(56,704)	-
Revenue - Violations	-	-	24,128	(24,128)	-
Other Services & Fees	308,140	7,241	239,420	68,719	77.7%
Total Revenue	$ 7,478,367	$ 494,060	$ 6,307,138	$ 1,171,229	84.3%

Expenses:	**Adjusted Budget**	**Curent Period**	**Fiscal Year to Date**	**Available Budget**	**% Committed**
Wastewater Treatment	$ -	$ -	$ -	$ -	-
Potable Water Purch.	2,387,975	234,121	2,243,225	144,750	93.9%
Recycled Water Purch.	-	-	-	-	-
VRSD Contract Services	150,122	19,037	54,037	96,085	36.0%
Professional Services	750,966	6,719	122,125	628,841	16.3%
Depreciation/Amortization	686,222	58,811	582,798	103,424	84.9%
Overhead cost allocation	823,969	68,664	775,095	48,874	94.1%
Joint Venture spending	-	-	-	-	-
Debt service	100,619	51,678	88,285	12,334	87.7%
Permits, fees, & other	117,000	5,974	112,949	4,051	96.5%
Employee salaries & benefits	522,571	30,667	396,226	126,345	75.8%
Board member fees	2,133	-	15	2,118	0.7%
General & Administrative	676,900	15,190	259,510	417,391	38.3%
Outside Contractor Services	-	-	-	-	-
Total Expenses	$ 6,218,477	$ 490,860	$ 4,634,264	$ 1,584,213	74.5%
Net Income/(Loss) before Capital	$ 1,259,890	$ 3,199	$ 1,672,874	$ (412,984)	132.8%
Capital Outlays	(57,445)	-	-	(57,445)	0.0%
Reverse Depreciation Exp	686,222	58,811	582,798	103,424	84.9%
Less: Principal Payments	(633,869)	(316,934)	(633,869)	-	100.0%
Increase/(Decrease) to Reserves	$ 1,254,798	$ (254,924)	$ 1,621,803	$ (367,005)	129.2%

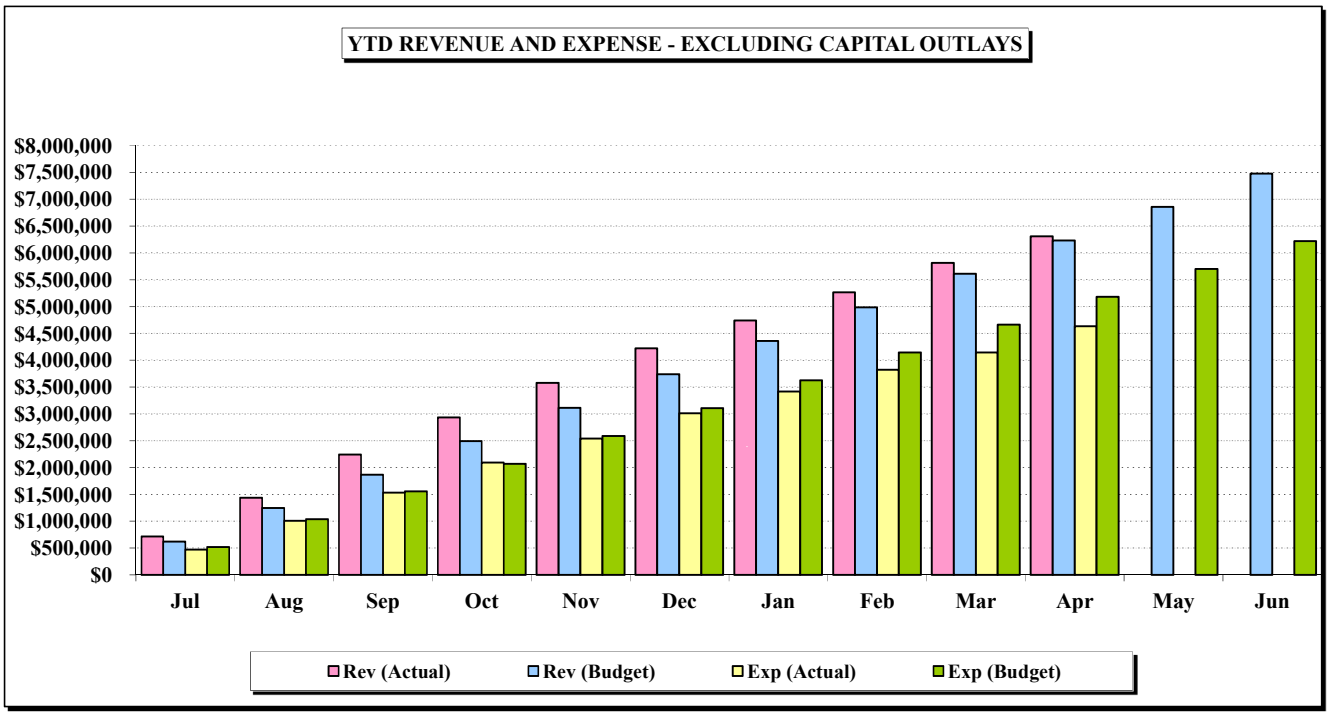

TRIUNFO WATER & SANITATION DISTRICT

April 30, 2023

83.3%

REVENUE AND EXPENSE REPORT - RECYCLED WATER

Revenue:	**Adjusted Budget**	**Curent Period**	**Fiscal Year to Date**	**Unrealized Revenue**	**% Realized**
Sanitation Fees	$ -	$ -	$ -	$ -	-
Connection Fees Triunfo	-	-	-	-	-
Recycled Water	3,173,244	82,750	1,873,552	1,299,692	59.0%
Potable Water	-	-	-	-	-
Water Meter Services	218,747	22,146	221,464	(2,716)	101.2%
Interest Income	-	-	-	-	-
Revenue - Violations	-	-	-	-	-
Other Services & Fees	12,152	2,795	12,432	(280)	102.3%
Total Revenue	$ 3,404,143	$ 107,691	$ 2,107,447	$ 1,296,696	61.9%

Expenses:	**Adjusted Budget**	**Curent Period**	**Fiscal Year to Date**	**Available Budget**	**% Committed**
Wastewater Treatment	$ -	$ -	$ -	$ -	-
Potable Water Purch.	-	-	-	-	-
Recycled Water Purch.	848,157	33,894	566,425	281,732	66.8%
VRSD Contract Services	62,971	7,983	17,313	45,658	27.5%
Professional Services	47,199	174	4,235	42,964	9.0%
Depreciation/Amortization	394,199	33,419	331,965	62,234	84.2%
Overhead cost allocation	346,706	28,892	304,271	42,435	87.8%
Joint Venture spending	-	-	-	-	-
Debt service	236,827	242	148,037	88,790	62.5%
Permits, fees, & other	-	-	272	(272)	-
Employee salaries & benefits	104,514	15,185	105,176	(662)	100.6%
Board member fees	-	-	-	-	-
General & Administrative	136,095	4,777	84,867	51,228	62.4%
Outside Contractor Services	-	-	-	-	-
Total Expenses	$ 2,176,669	$ 124,566	$ 1,562,561	$ 614,108	71.8%
Net Income/(Loss) before Capital	$ 1,227,474	$ (16,875)	$ 544,886	$ 682,588	44.4%
Capital Outlays	(64,738)	-	-	(64,738)	0.0%
Reverse Depreciation Exp	394,199	33,419	331,965	62,234	84.2%
Less: Principal Payments	(739,131)	(2,066)	(739,131)	(0)	100.0%
Increase/(Decrease) to Reserves	$ 817,804	$ 14,479	$ 137,720	$ 680,084	16.8%

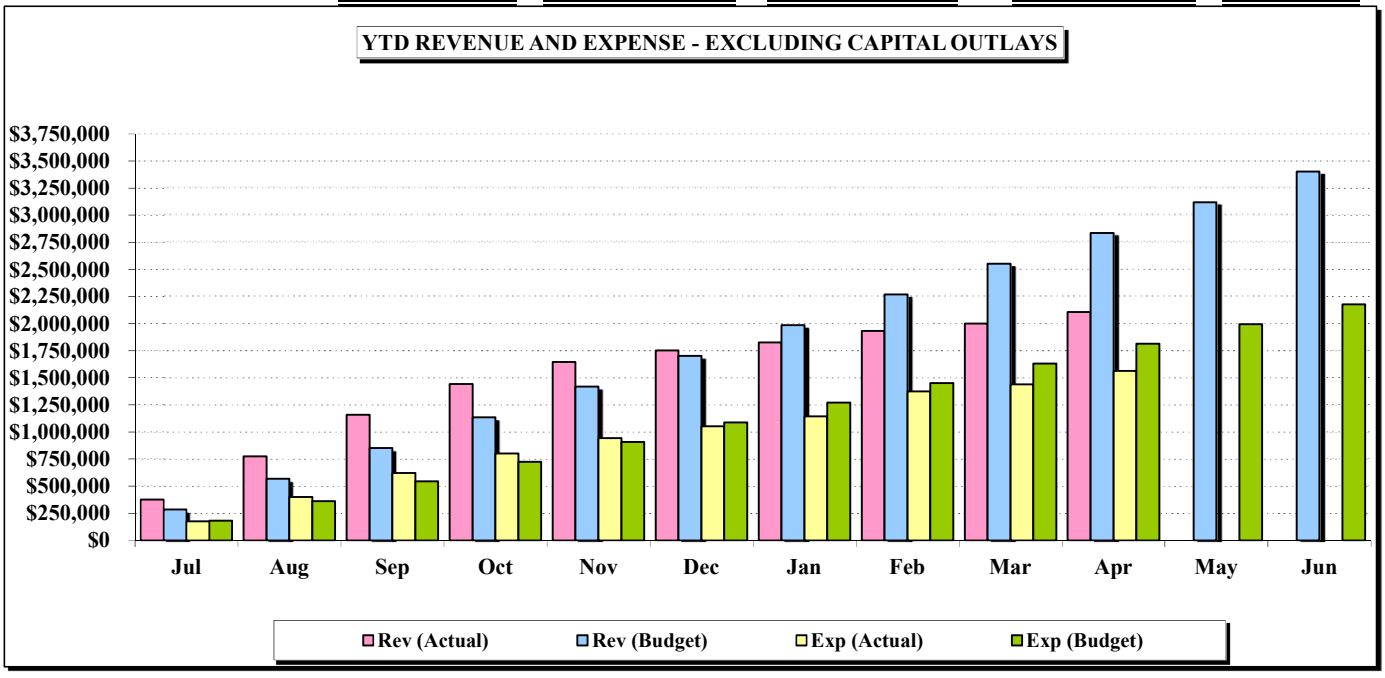

TRIUNFO WATER & SANITATION DISTRICT STATISTICS
FY 22-23

PENALTIES AND FEES ASSESSED

Month	Late Fees	Door Hangers	Shut Offs	Deposits	Violations*
Jul	391	93	6	1	118
Aug	307	101	6	2	30
Sep	451	90	15	5	12
Oct	430	102	0	0	6
Nov	442	135	0	0	14
Dec	409	109	9	2	15
Jan	424	91	12	3	7
Feb	359	87	6	1	0
Mar	491	83	9	2	0
Apr	322	141	12	6	0
May					
Jun					

*Violations include unfixed leaks and drought restrictions.

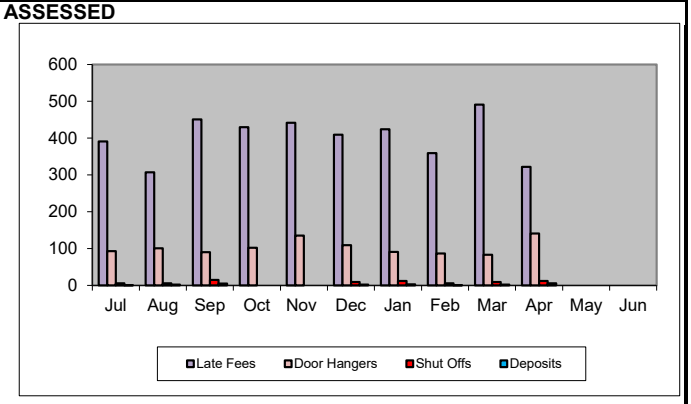

REQUESTS FOR BILLING ADJUSTMENTS

Month	Late Fees	DH/Shut Offs	Wtr Leaks	Violations*	
Jul	12	11	4	3	
Aug	11	7	0	41	
Sep	10	4	1	6	
Oct	26	5	0	3	
Nov	66	24	4	0	
Dec	59	12	2	0	
Jan	23	15	1	2	
Feb	15	4	2	0	
Mar	9	4	0	0	
Apr	14	10	2	0	
May					
Jun					

*Violations include unfixed leaks and drought restrictions.

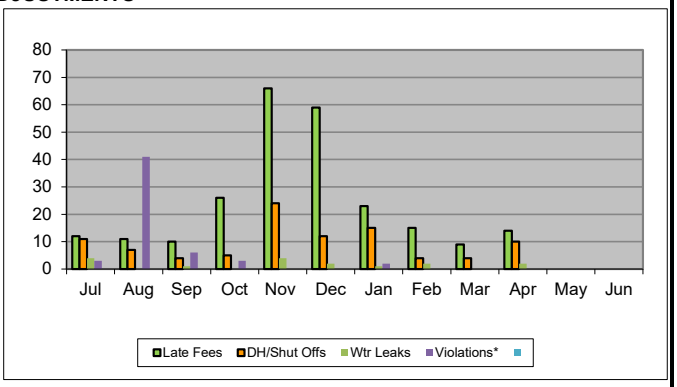

REQUESTS FOR PAYMENT EXTENSION and CUSTOMER ASSISTANCE PROGRAM

Month	Requested	Approved	Active	CARE	LIHWAP*
Jul	5	5	28	51	0
Aug	3	3	21	54	2
Sep	3	3	15	55	1
Oct	2	2	18	57	0
Nov	0	0	18	59	0
Dec	4	4	17	60	0
Jan	2	2	15	60	1
Feb	3	3	12	63	1
Mar	1	1	11	64	0
Apr	0	0	10	66	2
May					
Jun					

*Low Income Household Water Assistance Program (federal-funded).

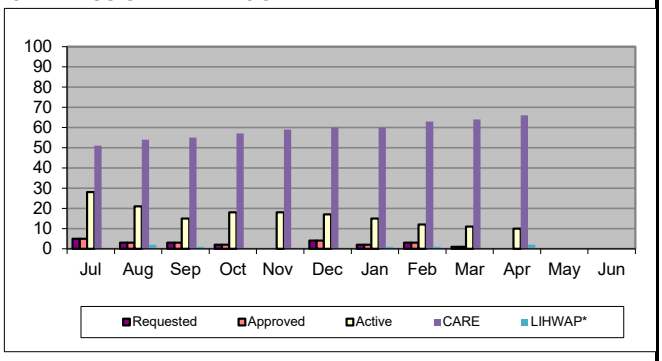

PAYMENTUS ACTIVITY

Month	Phone (IVR)	On-line	Total*	Staff Asst.	E-bill Customers
Jul	190	2061	2,251	357	1183
Aug	185	2026	2,211	348	1191
Sep	184	2160	2,344	389	1181
Oct	201	2127	2,328	354	1215
Nov	204	2105	2,309	367	1221
Dec	194	2123	2,317	356	1211
Jan	178	2133	2,311	350	1224
Feb	144	1887	2,031	349	1222
Mar	220	2453	2,673	387	1220
Apr	169	2042	2,211	346	1213
May					
Jun					

*Staff Assist and some E-bill Customers are included in this total.

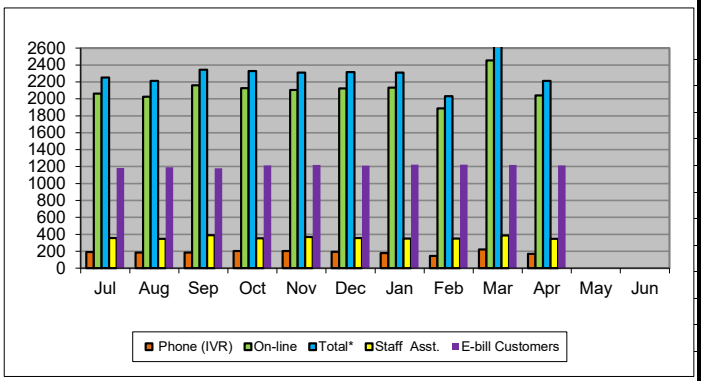

This page is intentionally blank.

Triunfo Water & Sanitation District
April 2023 Outreach Update

Project Meetings

1. Weekly project meetings and email communications with Becky Haycox
2. Correspondences with Signarama regarding the Board Foyer Signage

News Releases/Media Relations

1. *Triunfo Board Resends Stage One Water Restrictions– April 25*

Website

- Updated and reactivated the Water Smart Classes Page
- Updated and reactivated the Water Smart Classes Registration Form
- Updated the Student Art Calendar Contest Page
- Home Page Hero + Website Menu Rework
- Miscellaneous content and callout updates
- Monthly Maintenance on WordPress

Social Media

- Social posts & social media management/strategy
- Social media geotargeted advertising (Facebook)
- Redesign of the Triunfo Water E-News
- April Water E-News
- Online marketing reporting

Print

- Board Foyer Signage – layout, mockup, & file preparation
- Water Smart Summer Flyer – layout & file preparation
- April Utility bill insert – illustration, layout & file preparation

SearleCreative

REPORT FOR APR 1, 2023 - APR 30, 2023

TRIUNFO WATER AND SANITATION DISTRICT

ANALYTICS TRAFFIC OVERVIEW

SESSIONS

5,179

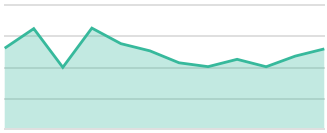

Previous period	Previous year
10%	81%

PAGEVIEWS

11,940

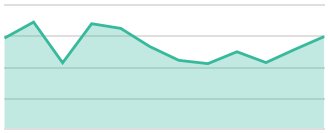

Previous period	Previous year
16%	99%

AVERAGE SESSION DURATION

00:01:33

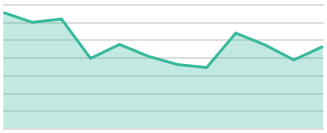

Previous period	Previous year
19%	-26%

PAGES / SESSION

2.3

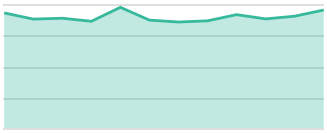

Previous period	Previous year
5%	10%

USERS

3,577

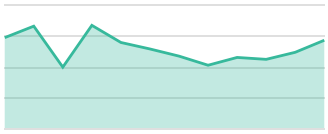

Previous period	Previous year
16%	59%

NUMBER OF SESSIONS PER USER

1.45

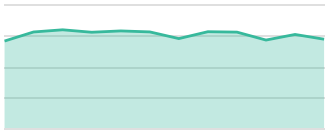

Previous period	Previous year
-5%	14%

BOUNCE RATE

45.36%

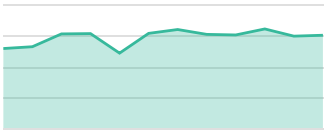

Previous period	Previous year
1%	26%

SESSIONS

Source	Sessions
(direct)	2,054
google	1,576
m.facebook.com	415
my-tsdca.sensus-analytics.com	300
ipn.paymentus.com	244
bing	138
facebook.com	135
l.facebook.com	91
yahoo	61
newsletter	39

SESSIONS COMPARED TO PREVIOUS YEAR

Channel Grouping	Sessions	
Direct	2,054	+1,076
Organic Search	1,796	+645
Social	667	+491
Referral	623	+71
Email	39	+39

TOP SESSIONS BY CITY

City	Sessions
Agoura Hills	748
Thousand Oaks	653
Los Angeles	318
Ventura	204
(not set)	161
San Jose	89
Westlake Village	85
Ashburn	37
Brea	22
Moses Lake	19

TOP SESSIONS BY LANDING PAGE

Landing page	Sessions
/	1,665
/water-service/	393
(not set)	288
/water-supply/	140
/conservation-and-education/	111
/student-art-calendar-contest/	89
/water-smart-summer/	52
/public-information/	39
/contact/	17
/sewer-service/	15

FACEBOOK

PAGE IMPRESSIONS

12,885

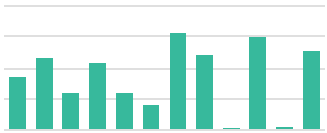

Previous period 2,671%

Previous year 54%

POST REACH

4,614

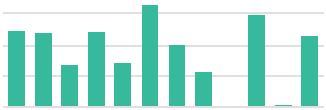

Previous period 5,527%

Previous year -2%

PAGE ENGAGED USERS

509

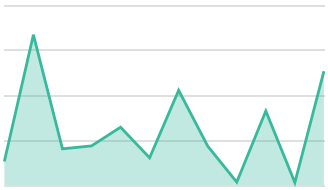

FOLLOWERS

104

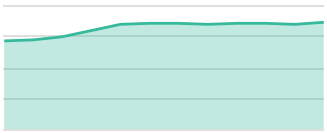

Previous period 2%

Previous year 22%

PAGE ENGAGEMENT RATE

3.95%

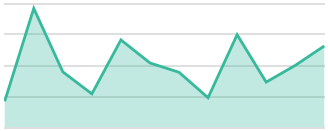

Previous period 31%

Previous year 21%

PAGE VIDEO VIEWS

8

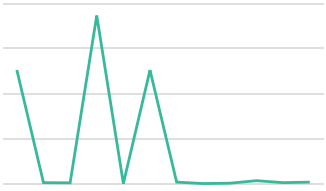

TOP POSTS BY ENGAGEMENT RATE (WITH IMAGE)

Post With Image	Engagement Rate	Post Comments	Post Shares	Post Reach
Thanks to the Triunfo board's easing of restrictions, water customers will be able to outdoor water for 3 days each week, now through October 31. Additionally, allowable sprinkler irrigation time has been increased to	16.83%	0	2	1,539
Attention, Potable AND Wastewater Customers! Triunfo Water & Sanitation District offers programs to assist low-income customers. Households may receive discounts on their monthly water bill or annual	3.03%	0	0	1,516
Great news for water use! At their April 24 meeting, the Triunfo Water & Sanitation District board of directors voted to rescind the Stage 1 Water Shortage condition, which has been in place since August 2021. Current	10.28%	0	0	1,478
NOTE NEW LOCATION! Triunfo's monthly board meeting will take place on Monday, April 24, 2023 from 5:15-7:15pm in the Triunfo Board Room, 370 North Westlake Boulevard, Suite 100, Westlake Village. We	23.53%	0	0	17

LINKEDIN

IMPRESSIONS

733

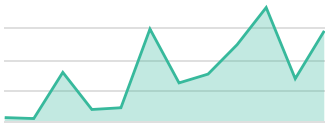

Previous period 111%

Previous year 3,087%

ENGAGEMENT

55

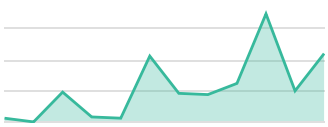

Previous period 120%

Previous year 5,400%

LIKES

36

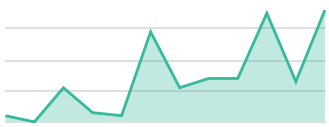

Previous period 177%

Previous year 100%

CLICKS

19

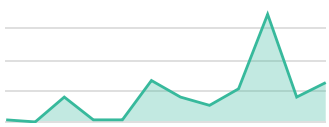

Previous period 58%

Previous year 1,800%

MAILCHIMP

LIST SUBSCRIBER COUNT

1,633

UNIQUE OPEN RATE

65.48%

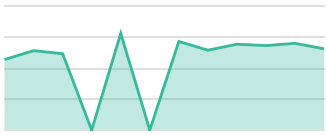

Previous period -6%

Previous year 100%

CLICK RATE

8.75%

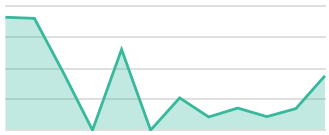

Previous period 153%

Previous year 100%

FACEBOOK ADS

ENGAGEMENT BY AD (WITH IMAGE)

Ads with Image	Link clicks	CTR	CPC	Amount Spent
Post: "□ Thanks to the Triunfo board's easing of..." (id : 6314472089465)	168	3.33%	$0.27	$44.77
Post: "Great news for water use! At their April 24..." (id : 6315434418865)	91	1.99%	$0.55	$50.00
Post: "Attention, Potable AND Wastewater Customers! □□" (id : 6315806784465)	37	0.90%	$1.05	$38.91

CLICKS (ALL)

618

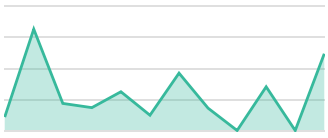

Previous period 100%

Previous year 165%

IMPRESSIONS

13,611

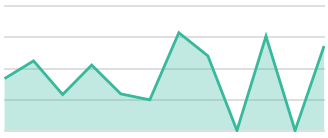

Previous period 100%

Previous year 67%

CTR (ALL)

4.54%

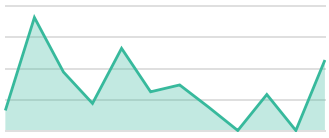

Previous period 100%

Previous year 59%

REACH

3,138

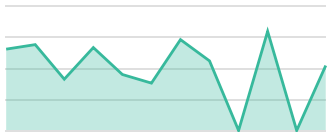

Previous period 100%

Previous year -22%

This page is intentionally blank.

WATER SUPPLY CONDITIONS REPORT

Water Year 2022-2023
As of: May 14, 2023

State Water Project Resources

SWP Table A – 100% - 1,911,500 AF

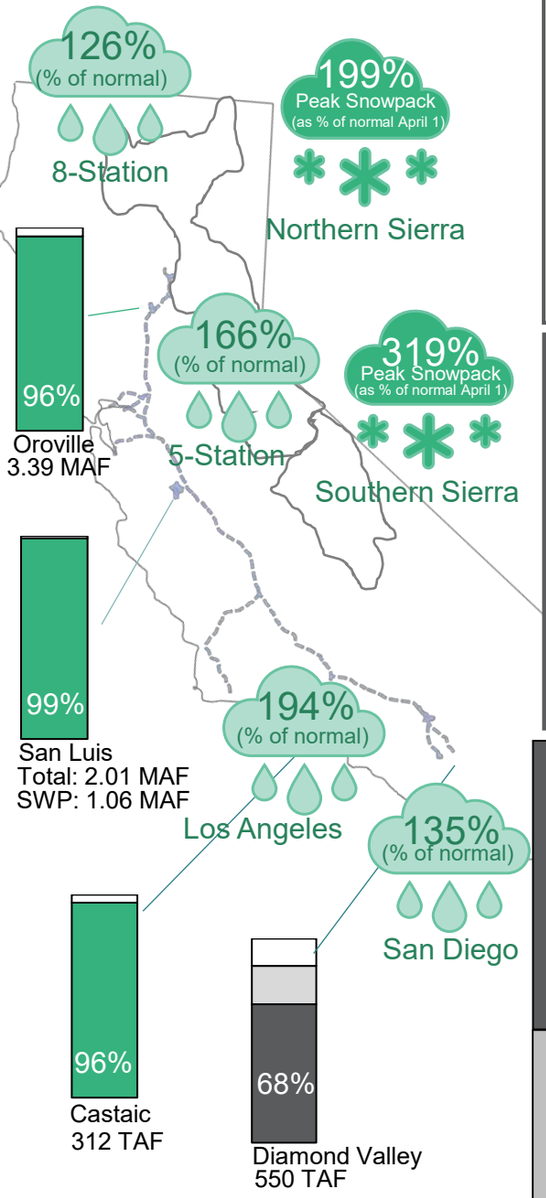

Metropolitan Resources

Lake Skinner Storage

Capacity: 44 TAF

2 TAF less than last year

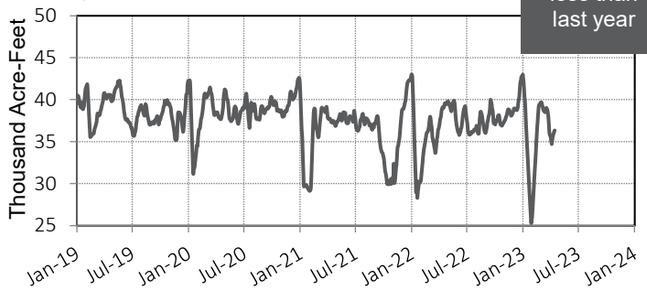

Lake Mathews Storage

Capacity: 182 TAF

39 TAF more than last year

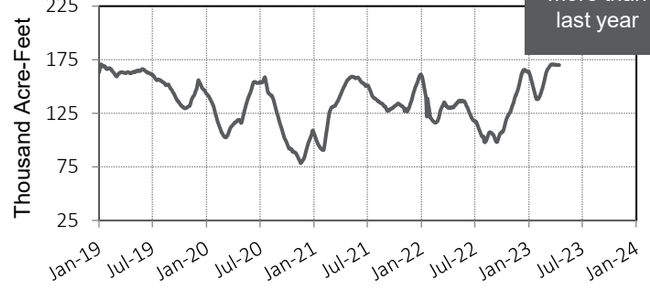

MWD WSDM Storage

Calendar Year 2023

	2023 Put Capacity
Colorado River Aqueduct Delivery System	400 TAF
State Water Project System	720 TAF
In-Region Supplies and WSDM Actions	404 TAF
Other Programs	189 TAF
Total WSDM Storage Put Capacity	**1,713 TAF**

Diamond Valley Lake Storage

Capacity: 810 TAF

4 TAF less than last year

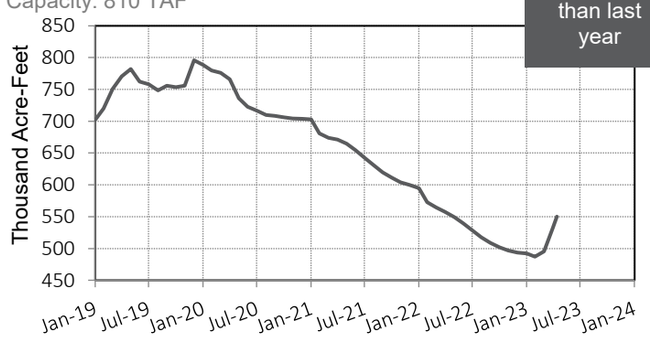

Highlights

- SWP allocation is 100% of contractual amounts (Table A)
- Lake Powell and Lake Mead have more water today than same day last year
- U.S. Bureau of Reclamation has published the updated table for Lake Mead shortage/surplus

Colorado River Resources

Projected CRA Diversions – 832,000 AF

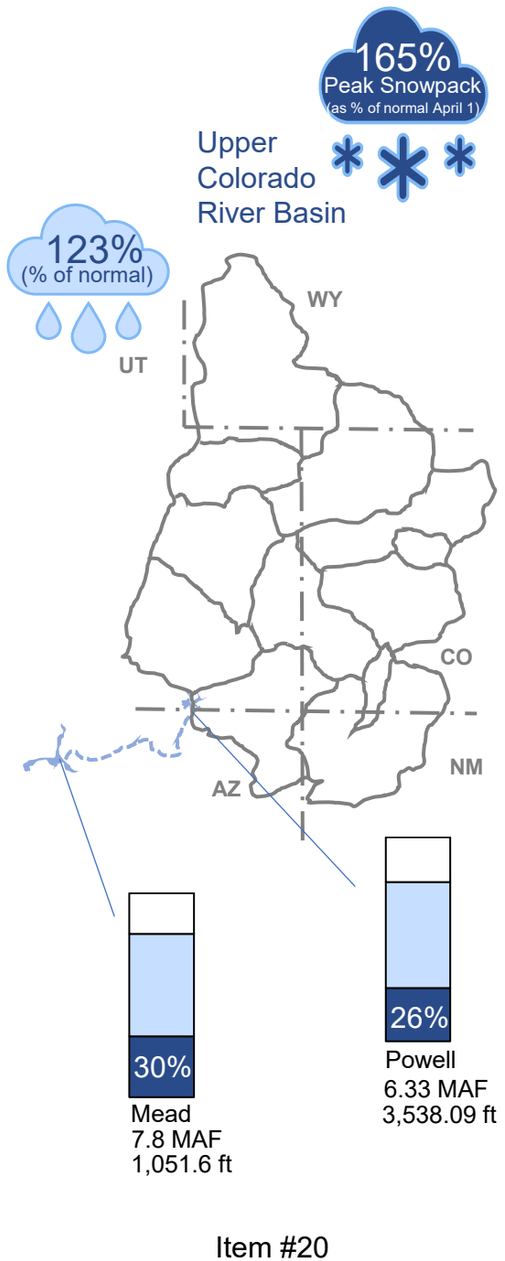

This report is produced by the Water Resource Management Group and contains information from various federal, state, and local agencies.
The Metropolitan Water District of Southern California cannot guarantee the accuracy or completeness of this information.
Readers should refer to the relevant state, federal, and local agencies for additional or for the most up to date water supply information.
Reservoirs, lakes, aqueducts, maps, watersheds, and all other visual representations on this report are not drawn to scale.
Questions? Email mferreira@mwdh2o.com

https://www.mwdh2o.com/WSCR

State Water Project Resources

As of: 05/14/2023

Northern Sierra Snowpack

Peak Snowpack: 199% of April 1

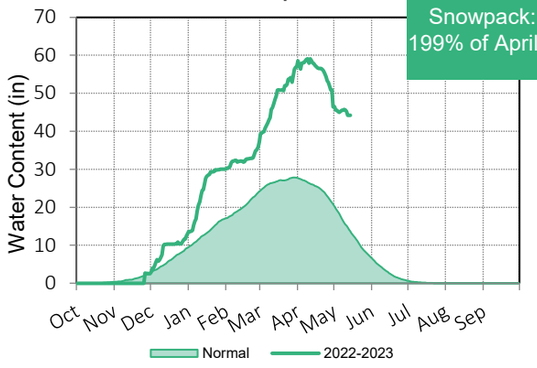

8 Station Index Precipitation

62.7 in 126% of normal

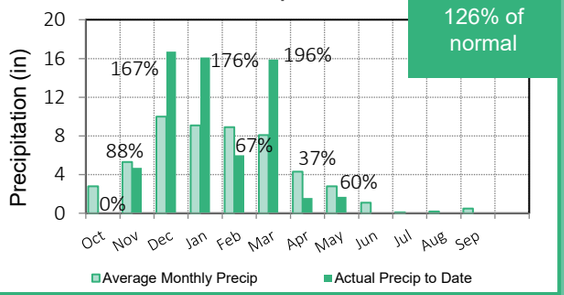

Sacramento River Runoff

Forecast: 137% of normal

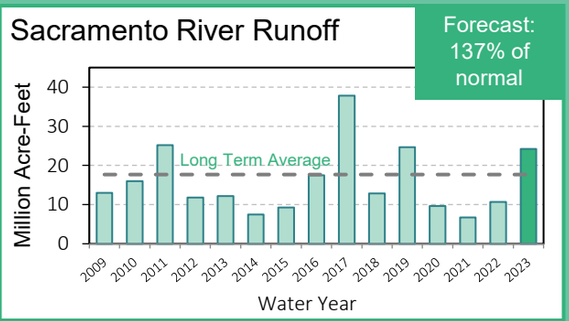

Oroville Reservoir Storage

Capacity: 3.54 MAF

1.45 MAF more than last year

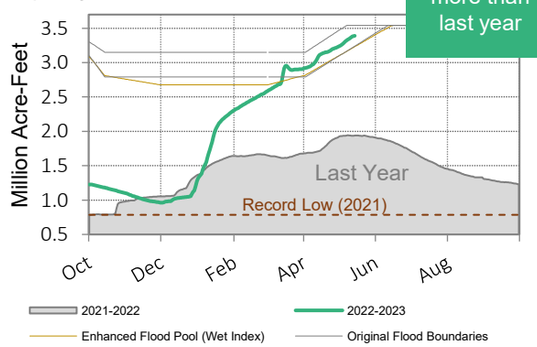

Other SWP Supplies

Calendar Year 2023

Carryover	39,000 acre-feet
Article 21	134,000 acre-feet

San Luis Reservoir Storage

Capacity: 2.04 MAF

473 TAF more SWP storage than last year

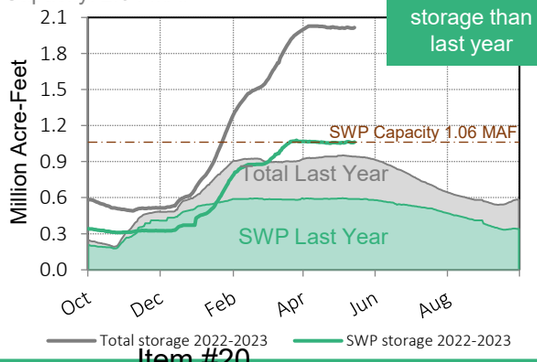

5 Station Index Precipitation

62.1 in 166% of normal

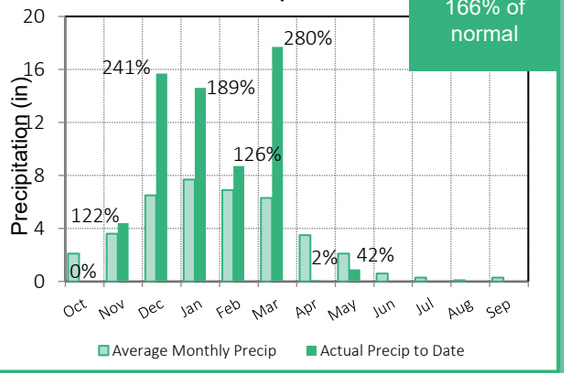

Colorado River Resources

As of: 05/14/2023

Upper Colorado Precipitation

25.9 in 123% of normal

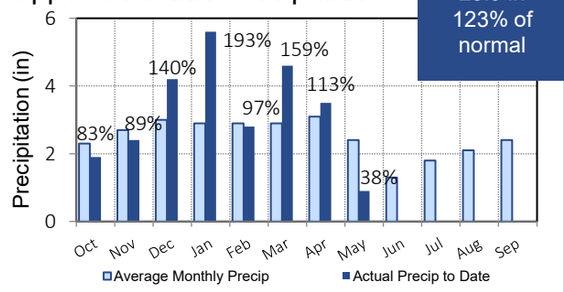

Upper Colorado Snowpack

Peak Snowpack: 165% of April 1

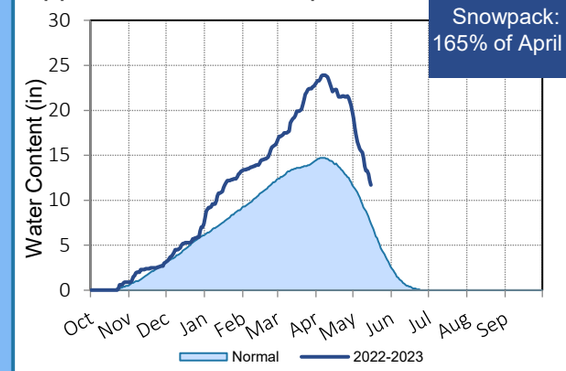

Powell Unregulated Inflow

Forecast: 148% of normal

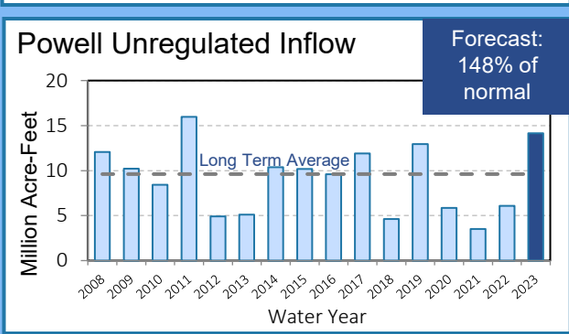

Lake Powell Storage

Capacity: 24.3 MAF

443 TAF more than last year

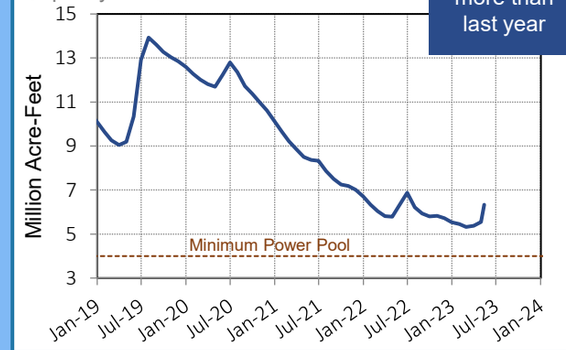

PVID/Yuma Agricultural Use

Annual Forecasted for 2023

Forecasted Use for 2023: 422 TAF

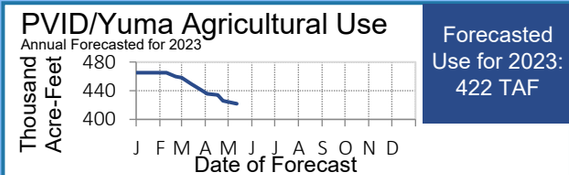

Projected Lake Mead ICS

Calendar Year 2023

Put (+) / Take (-)

TBD

Lake Mead Surplus/Shortage Outlook

	2023	2024	2025	2026
Surplus	0%	0%	0%	0%
Shortage	100%	93%	57%	47%
Metropolitan DCP*			3% 180 TAF	16% 252 TAF

Likelihood based on results from the April 2023 CRMMS in Ensemble Model/CRSS model run. Includes DCP Contributions.

* Chance of required DCP contribution by Metropolitan. Volume is average contribution when needed.

Lake Mead Storage

Capacity: 26.1 MAF

21 TAF more than last year

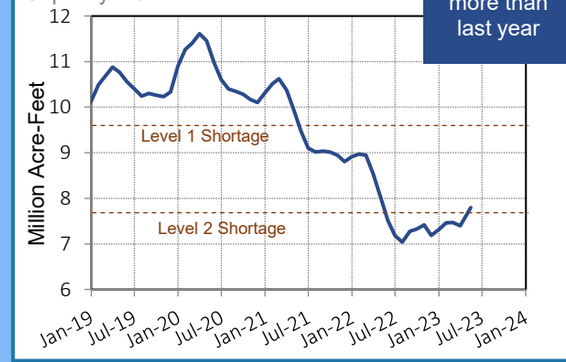

This page is intentionally blank.