



TRIUNFO SANITATION DISTRICT

A PUBLIC AGENCY

July 20, 2017

Board of Directors
Triunfo Sanitation District
Ventura County, California

CONSERVATION PROGRAM

The Triunfo Sanitation District/Oak Park Water 2010 Urban Water Management Plan requires urban water retailers to meet a goal of reducing water usage 20% by 2020 with an interim goal of 10% by 2015. Attached is a monthly report to compare Oak Park's water usage each month with this year's goal. The chart also contains the projected annual water purchase from Calleguas prorated by month. Staff has included on the chart the FY 14 data as a comparison of the monthly usage for last year.

As a part of the State Water Quality Control Board recent Drought Emergency Regulations activated on July 28, 2014, staff has begun the required monthly reporting. The confirmation for the October reporting is attached. Based on the qualifications reported in the Urban Water Management Plan requirement, staff is calculating the GPCD figures using an 89% residential factor. This factor assumes that 89% of all water consumed in Oak Park is by residential customers. This GPCD data will not match the GPCD data reported as part of the California Urban Water Conservation Council (CUWCC) reporting requirements under the Urban Water Management Planning Act due to the 89% residential factor.


Staff has received 52 water conservation calls, 0 violation letters were sent to homeowners, no violations reported by an Oak Park residents, and conducted 10 water audits. A total of 127 residents were notified of a leak on their property

Recycled water consumption for June 2017 was 138 acre feet compared to 141 acre feet in June 2016.


RICHARD JONES – WATER/WASTEWATER SUPERINTENDENT

Enc.

APPROVED FOR JULY 24, 2017 AGENDA


Mark Norris - General Manager

(This page intentionally left blank)

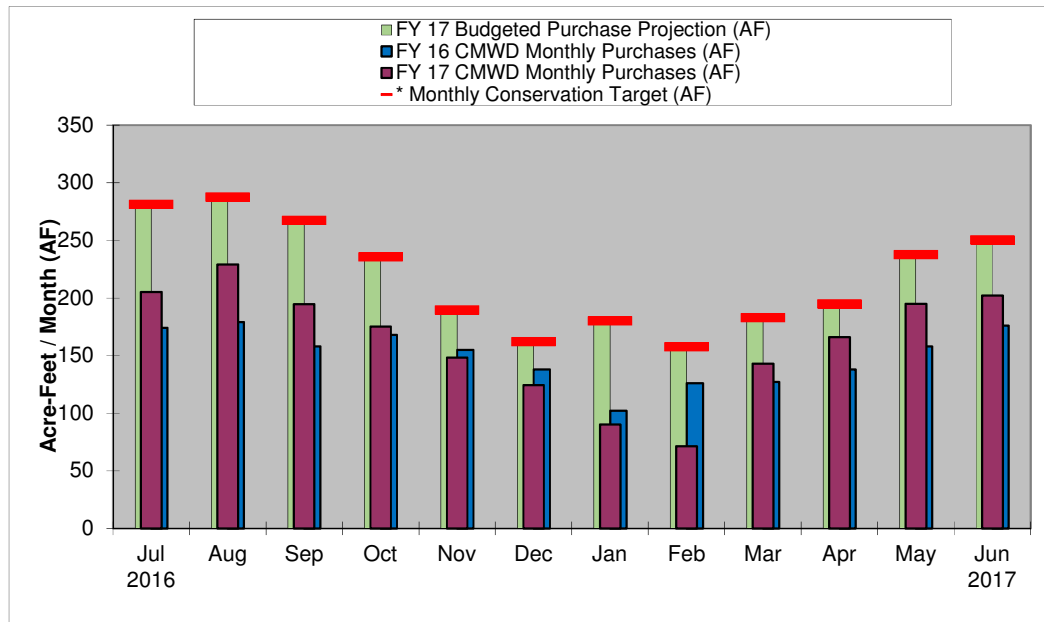
Oak Park Water Service
 Water Conservation Target Report
 Fiscal Year 2017

	Gallons Per Capita Day (GPCD)	Acre-Feet per Year (AFY)
2017 Targets	<u>192</u>	<u>2623</u>
2020 Targets	<u>183</u>	<u>2500</u>

Calleguas MWD Monthly Purchases (Acre-Feet, AF) and FY 2017 Targets

	CMWD Monthly Purchases (AF) (Actual)	FY 17 Budgeted Purchase Projection (AF)	* Monthly Conservation Target (AF)	Monthly Usage, GPCD	Monthly Target, GPCD
Jul 2016	205	279	281	177	242
Aug	229	285	287	197	248
Sep	195	265	267	173	238
Oct	175	233	235	151	203
Nov	148	188	189	132	168
Dec	124	160	162	107	139
Jan	90	178	180	78	155
Feb	71	156	157	68	150
Mar	143	181	182	123	157
Apr	166	193	194	148	173
May	195	235	237	168	204
Jun 2017	202	248	250	180	222
Totals FY 16-17	1944	2600	Monthly Avg. to date (GPCD)	142	

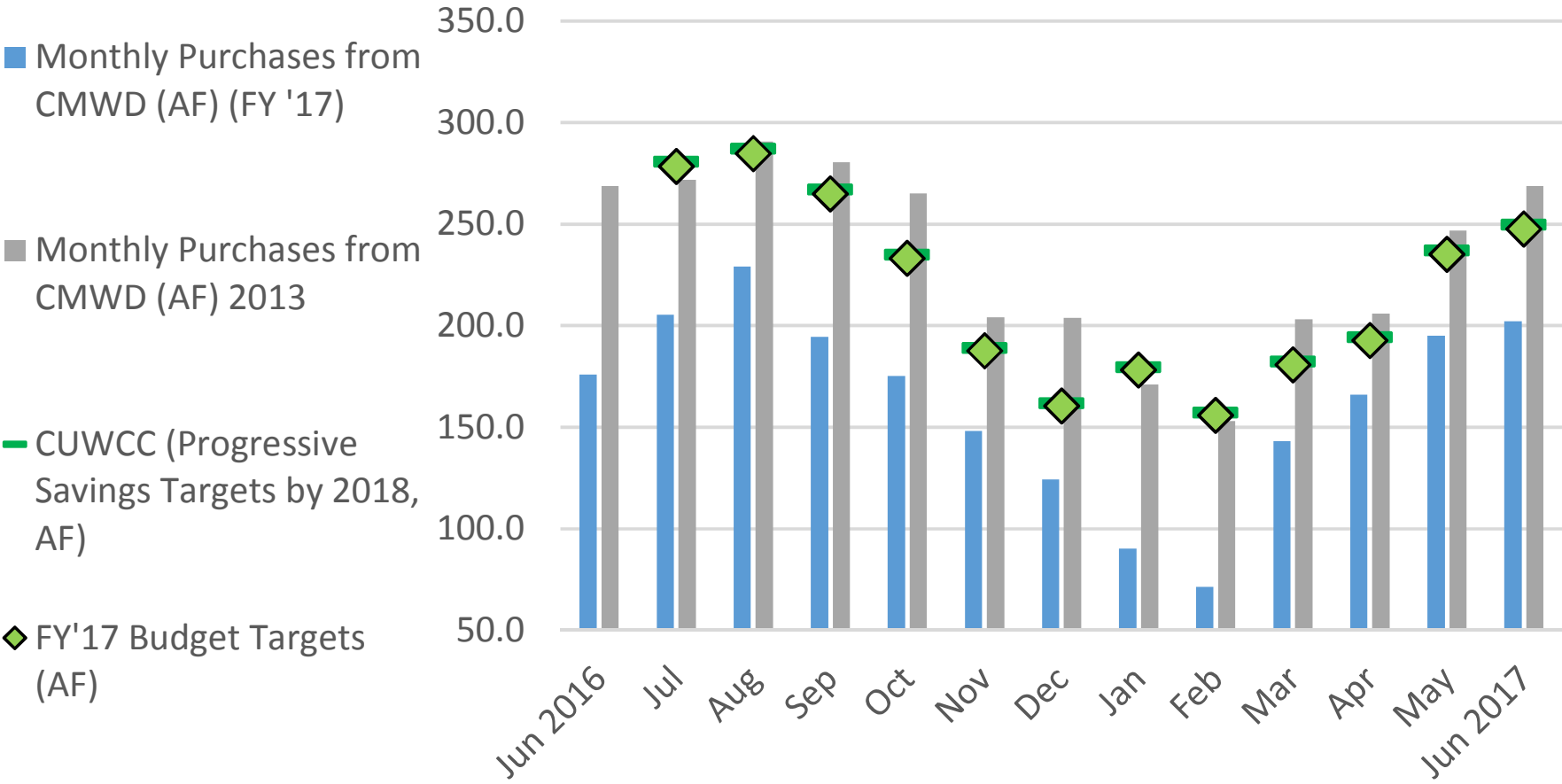
FY Targets:	Total (AFY) =	2623	192
--------------------	----------------------	-------------	------------



* - Monthly Conservation Targets (AF) are based on equal interval decreases towards the 2020 GPCD goal. GPCD values are uncorrected for Commercial and Institutional usage (not residential only)

Recycled Water Use	<u>June, 2017</u>	<u>June, 2016</u>	<u>May, 2017</u>
AF	138.0	141.0	124.0

Oak Park Water Service Water Conservation Use and Targets Report



Eric Walker

From: Richard Jones
Sent: Thursday, July 13, 2017 2:35 PM
To: Eric Walker
Subject: FW: Monitoring Report Acknowledgement for 0617

From: SWRCB Office Research, Planning & Performance [mailto:drinc@waterboards.ca.gov]
Sent: Thursday, July 13, 2017 2:18 PM
To: Richard Jones <RichardJones@vrzd.com>
Subject: Monitoring Report Acknowledgement for 0617

Hello Richard Jones,

Thank you for your Monitoring Report. Below is the information you have submitted for the month of 0617. If this information is incorrect, please re-submit your report for the month with the corrected information. We use your most recently submitted monthly report in our calculations.

Reporter	Richard Jones
Urban Water Supplier/Number	Triunfo Sanitation District / Oak Park Water Service (519)
Reporting Month	0617
Stage/Mandatory	0 No
Days Outside Irrigation	7
Total Potable Water Production	202 AF
2013 Same Month Production	149 AF
CII Water	3.49 AF
Commercial Agricultural Water	0 AF
Commercial Agricultural Water 2013	0 AF
Recycled Water	138 AF
Non-revenue Water	0 AF
Residential Use Percentage	89 %
Population	12200
Estimated R-GPCD	160

Number Complaints 0
 Number Follow-ups 0
 Number Warnings 0
 Rate Penalties 0
 Other Penalties 0

Enforcement
 Actions

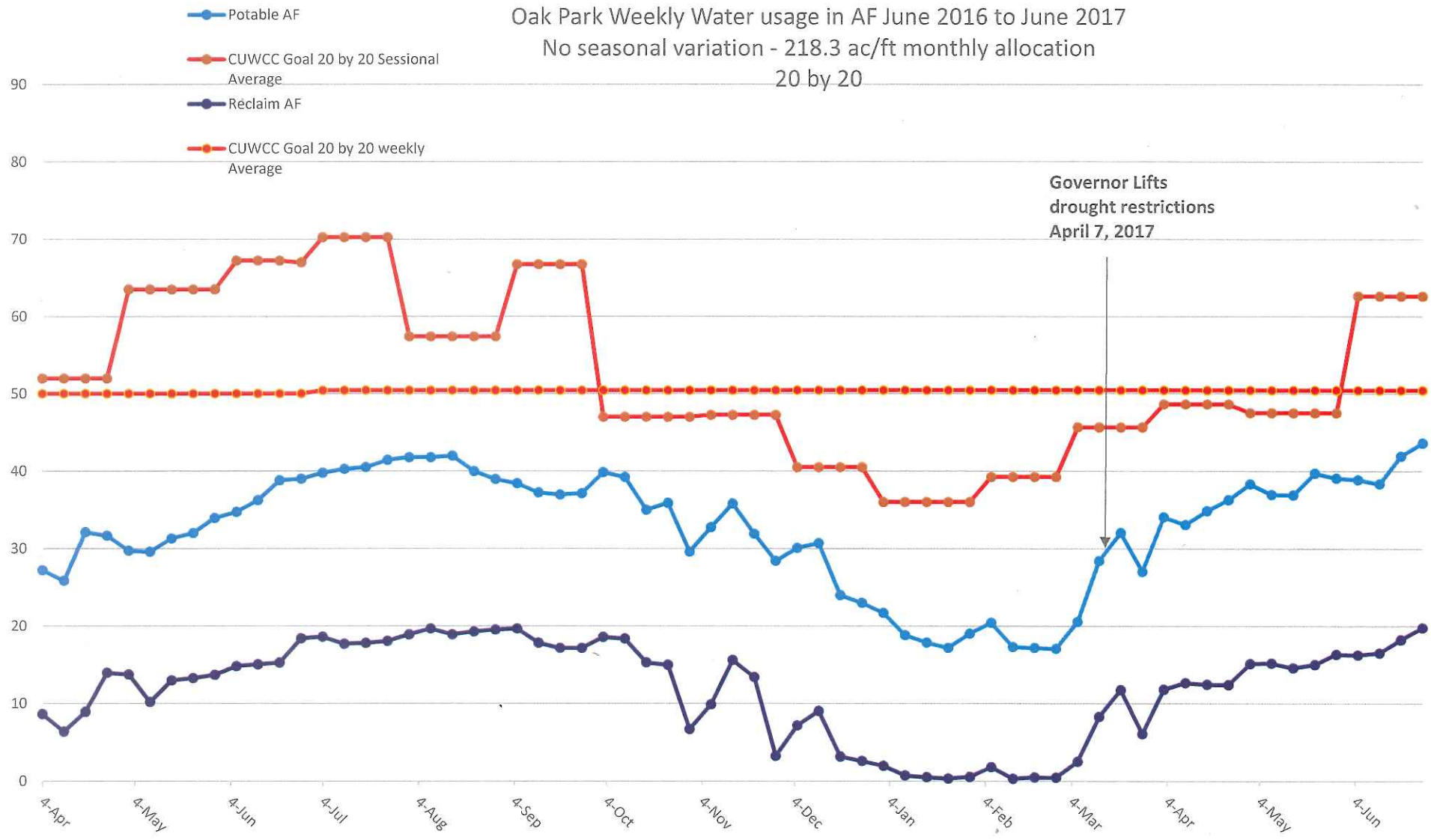
Actions Taken Raised rates, Instituted surcharges, Reduced allocations (for allocation-based rates), Restricted allowed outdoor irrigation times, Instituted new prohibitions on specific water uses, Instituted stricter prohibitions on specific water uses, Instituted use of SmartMeters for data tracking and enforcement, Increased leak detection and repair actions

Implementation
 Comments
 Qualification

State Water Resources Control Board
 Office of Research, Planning & Performance



Oak Park Weekly Water usage in AF June 2016 to June 2017
 No seasonal variation - 218.3 ac/ft monthly allocation
 20 by 20



Cumulative usage to date 1700 AF, 938 AF under for FY17

149.4 Estimated May Residential GPCD

(This page intentionally left blank)